

1

a) Write the numbers from 0 to 20 in **increasing** order.

.....

b) Write the numbers from 20 to 0 in **decreasing** order.


.....

2

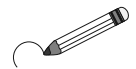
Draw as many objects along each line as the number at the beginning.

- ④
- ⑥
- ⑨
- ⑪
- ⑤

3



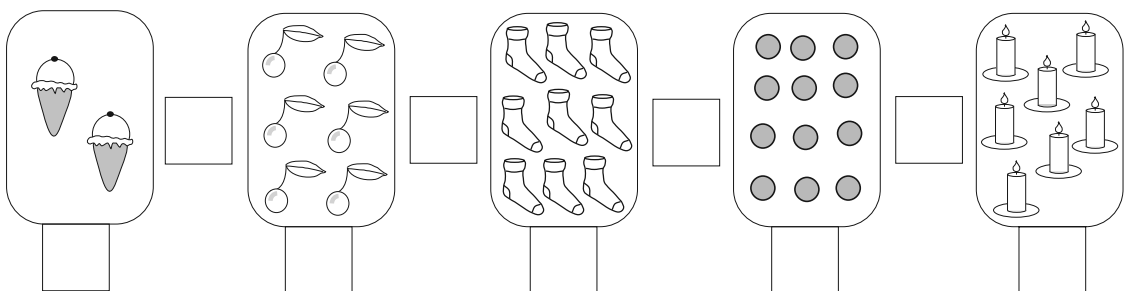
- a) Colour 4 of the fruits red.
- b) Circle in green the 4th picture from the right.
- c) Draw the 1st picture from the left in this box.
- d) Write down what is between the apple and the pear.



.....

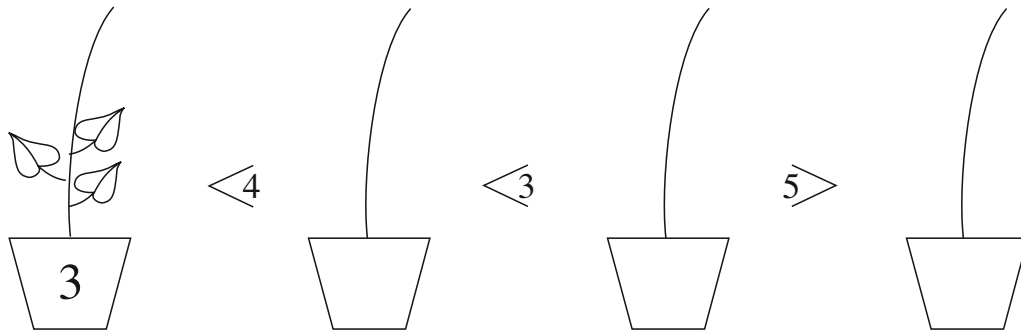
4

Write the correct numbers and signs in the boxes.



1

Draw leaves on the plants according to the signs. Write in the numbers.



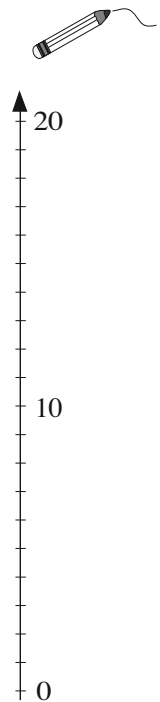
2

Write equations about the pictures.

3

Join up the equal amounts.

	20	
	14	
	4	
	12	
	7	



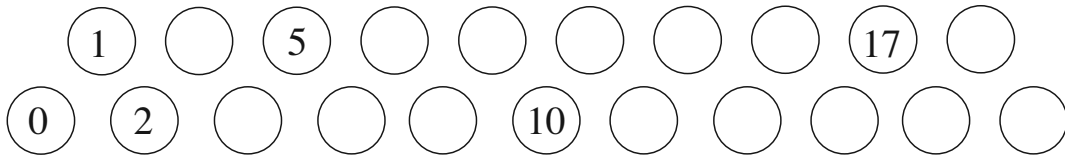
4

There are 3 more chestnuts than acorns . Complete the table.

	2	4	7				11	8	15	17
	5			9	13	4	15			

1

Write in the missing numbers. Complete the sentences.



- a) There are numbers in the upper row.
- b) There are numbers in the lower row.


2

Draw pictures to show the additions and subtraction.

$4 + 5$	
$10 - 6$	
$8 + 3$	
$6 + 7$	

3

Colour red the boxes with even numbers and green those with odd numbers.



4

- a) Colour green the even numbers in the 2nd row.
- b) Colour blue the 2-digit numbers in the 3rd column.
- c) Colour red the odd numbers in the 4th row.
- d) Colour yellow the numbers greater than 8 in the 5th column.

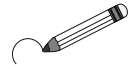
1	2	3	4	5
6	7	8	9	10
11	12	13	14	15
16	17	18	19	20

5

Write down the Roman numerals from 1 to 5.

1

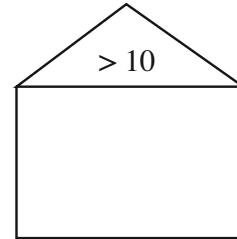
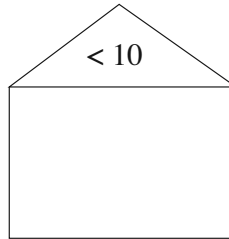
19 20 1 3 13 6 16 18 7



- a) Circle the even numbers in red and the odd numbers in blue.
- b) Write the numbers out again in **decreasing** order.

.....

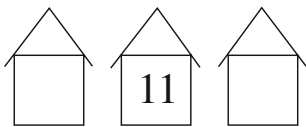
- c) Write the numbers in the correct houses.



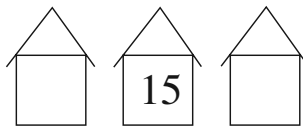
2

Write the next nearest numbers to the middle number in the empty houses.

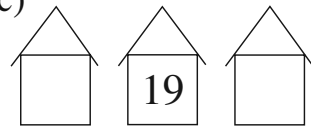
a)



b)



c)



3

Fill in the missing numbers.

a) $4 + 3 = \square$

b) $14 + 3 = \square \square$

$2 + 6 = \square$

$12 + 6 = \square \square$

$5 + 2 = \square$

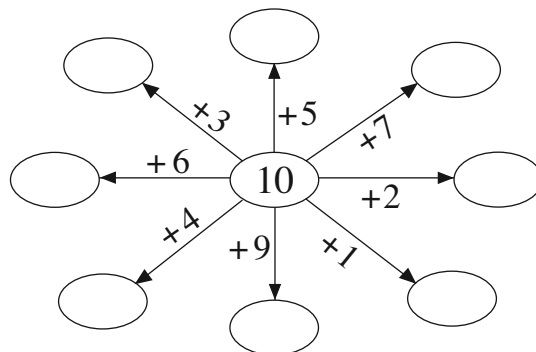
$15 + 2 = \square \square$

$1 + 8 = \square$

$11 + 8 = \square \square$

4

Fill in the missing numbers.



5

Mary has 6 red and 8 green apples.
How many apples has she altogether?

--	--	--	--	--	--

1

Where have we drawn the animals? Fill in the missing numbers.

Number:
 Rabbit:
 Squirrel:
 Hedgehog:

Next nearest numbers:
 Rabbit:
 Squirrel:
 Hedgehog:

Next nearest even numbers:
 Rabbit:
 Squirrel:
 Hedgehog:

Next nearest odd numbers:
 Rabbit:
 Squirrel:
 Hedgehog:

2

Write additions about the pictures.

a)
 + =

b)
 + =

c)
 + =

3

a) $4 + 1 = \square$ b) $5 + 3 = \square$ c) $7 + 2 = \square$
 $1 + 0 = \square$ $3 + 3 = \square$ $8 + 1 = \square$
 $3 + 2 = \square$ $4 + 5 = \square$ $0 + 9 = \square$
 $4 + 4 = \square$ $2 + 6 = \square$ $6 + 3 = \square$

4

Fill in the missing numbers.

$4 \xrightarrow{+3} \square \xrightarrow{+2} \square \xrightarrow{+4} \square \square \xrightarrow{+5} \square \square \xrightarrow{+2} \square \square$

1

Fill in the missing numbers.

a) $5 - 3 = \square$

b) $15 - 3 = \square \square$

$6 - 2 = \square$

$16 - 2 = \square \square$

$9 - 3 = \square$


$19 - 3 = \square \square$


$7 - 2 = \square$

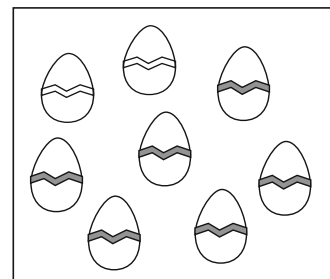
$17 - 2 = \square \square$

2

Write subtractions about the pictures.







3

Fill in the missing numbers.

a) $8 - 5 = \square$

b) $4 - 3 = \square$

c) $2 - 2 = \square$

$2 - 1 = \square$

$6 - 5 = \square$

$7 - 1 = \square$

$3 - 0 = \square$

$7 - 4 = \square$

$8 - 4 = \square$

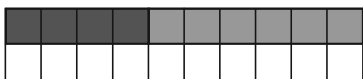
$7 - 5 = \square$

$9 - 3 = \square$

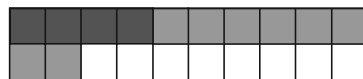
$9 - 6 = \square$

4


Fill in the missing numbers.




$4 + 6 = \square \square$




$4 + 8 = \square \square$




$4 + 9 = \square \square$



$13 - 3 = \square$



$13 - 5 = \square$

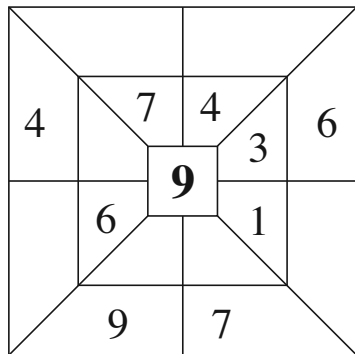


$13 - 8 = \square$

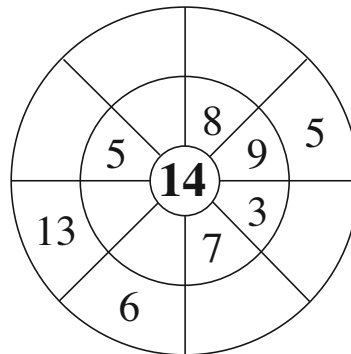
1

Find the rule and fill in the missing numbers.

a)

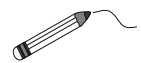


b)

**2**

Draw arrows towards the one which is 2 more.

Write the answer above each sum.



$6 - 4$

$17 - 9$

$10 - 6$

$9 + 7$

$9 + 9$

$6 + 4$

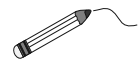
$14 - 8$

$18 - 6$

$7 + 7$

3

Join up the sums to the corresponding points on the number line.



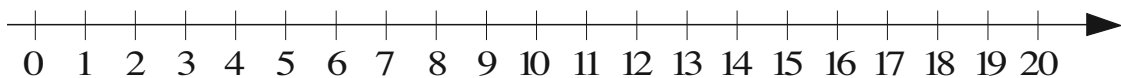
$14 - 8$

$5 + 9$

$20 - 7$

$7 + 8$

$3 + 12$



$19 - 10$

$14 - 5$

$20 - 9$

$9 + 6$

$18 + 2$

4

Fill in the missing numbers.

a) $3 + \square = 8$

b) $\square + 2 = 5$

c) $9 - \square = 4$

$5 + \square = 9$

$\square + 7 = 9$

$5 - \square = 3$

$4 + \square = 7$

$\square + 4 = 8$

$8 - \square = 2$

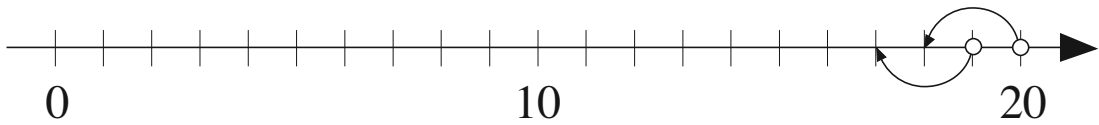
$2 + \square = 5$

$\square + 3 = 7$

$3 - \square = 3$

1

Jump back by 2 units each time along the number line.



a) Mark with a red dot the numbers you land on to finish at 0.
Which numbers did you mark in red?

.....

b) Mark with a green dot the numbers you land on to finish at 1.
Which numbers did you mark in green?

.....

2

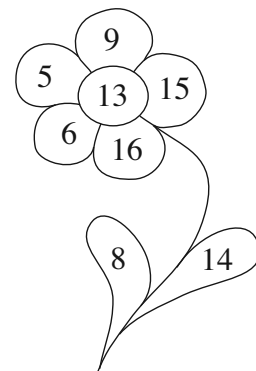
Fill in the missing numbers.

- | | | |
|-----------------------|-----------------------|-----------------------|
| a) $4 + \square = 10$ | b) $\square + 8 = 10$ | c) $10 - \square = 5$ |
| $3 + \square = 10$ | $\square + 5 = 10$ | $10 - \square = 1$ |
| $9 + \square = 10$ | $\square + 2 = 10$ | $10 - \square = 6$ |
| $10 + \square = 10$ | $\square + 6 = 10$ | $10 - \square = 7$ |
| $7 + \square = 10$ | $\square + 1 = 10$ | $10 - \square = 2$ |

3

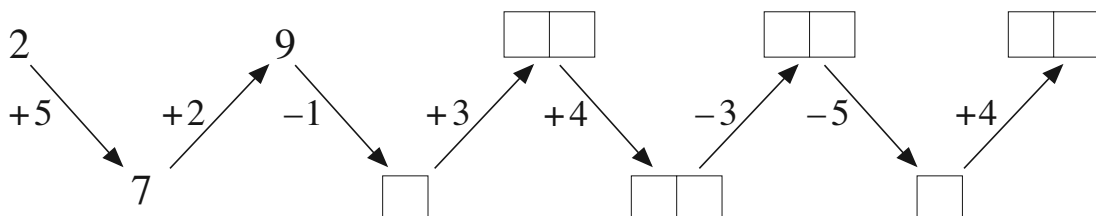
Colour the flower as shown.

- | | |
|-----------------------|------------------------|
| <i>Green:</i> $8 + 6$ | <i>Yellow:</i> $8 + 5$ |
| or $14 - 6$ | or $13 - 8$ |
| <i>Red:</i> $7 + 9$ | <i>Blue:</i> $9 + 6$ |
| or $16 - 7$ | or $15 - 9$ |



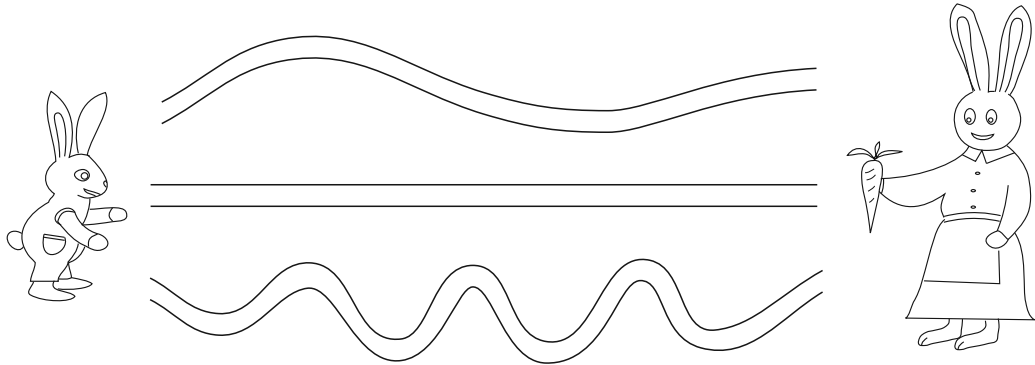
4

Follow the arrows and write in the missing numbers.



1

Bunny wants to go home for his tea. Which do you think is his shortest route? Colour it red.



2

a) Measure each pencil and write down its length in cm.

<input type="text"/>	cm	A	
<input type="text"/>	cm	B	
<input type="text"/>	cm	C	
<input type="text"/>	cm	D	
<input type="text"/>	cm	E	
<input type="text"/>	cm	F	
<input type="text"/>	cm	G	<i>Pencil letter</i>

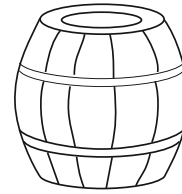
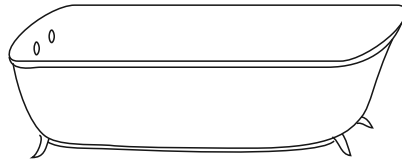
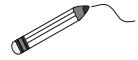
- b) Which is the longest pencil?
- c) Which is the shortest pencil?
- d) Which pencils are **not** longer than Pencil C?
- e) Which pencils are **not** shorter than Pencil C?

3

Measure the length of each line segment. Draw arrows towards the line which is twice as long.

1

Draw arrows towards the container which can hold more.

**2**

This jug can hold 10 litres of liquid.

How much water should be poured in to fill it up?

Fill in the missing numbers.

a)

$$7 \text{ litres} + \square \text{ litres} = 10 \text{ litres}$$

$$\square \text{ litres} + 6 \text{ litres} = 10 \text{ litres}$$

$$2 \text{ litres} + \square \text{ litres} = 10 \text{ litres}$$

b)

$$\square \text{ litres} + 5 \text{ litres} = 10 \text{ litres}$$

$$9 \text{ litres} + \square \text{ litres} = 10 \text{ litres}$$

$$\square \text{ litres} + 10 \text{ litres} = 10 \text{ litres}$$

3

Fill in the missing numbers and units.

a)

10 litres

$$4 \text{ litres} + \square$$

$$2 \text{ litres} + \square$$

$$9 \text{ litres} + \square$$

$$\square - 5 \text{ litres}$$

b)

8 litres

$$13 \text{ litres} - \square$$

$$20 \text{ litres} - \square$$

$$3 \text{ litres} + \square$$

$$\square - 2 \text{ litres}$$

4


Each morning, Sally has one glass of orange juice and John has 2 glasses. How many glasses will they each drink over a number of days?

Complete the table.

S	1	2	3	4			7		9	
J	2	4			10	12		16		20


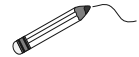
1

Which animal weighs more? Write the correct sign between them. (< , >)



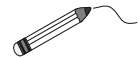
2

Which weighs more? Draw arrows towards the heavier item.



3

Join up the equal amounts.



$11 \text{ kg} + 2 \text{ kg}$ $2 \text{ kg} + 4 \text{ kg}$ $7 \text{ kg} + 3 \text{ kg}$ $19 \text{ kg} - 13 \text{ kg}$
 $5 \text{ kg} + 8 \text{ kg}$ $9 \text{ kg} - 3 \text{ kg}$

4

a) **11 kg**

Fill in the missing numbers and units.

b) **15 kg**

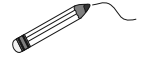
$2 \text{ kg} + \square$
 $4 \text{ kg} + \square$
 $\square - 2 \text{ kg}$
 $\square + 1 \text{ kg}$

$8 \text{ kg} + \square$
 $\square - 5 \text{ kg}$
 $18 \text{ kg} - \square$
 $\square + 6 \text{ kg}$

5

Complete the table.

13 kg	8 kg	6 kg	3 kg	4 kg				7 kg	5 kg
					12 kg	3 kg	4 kg		



1

Join up the lengths to the corresponding place on the 20 cm stick.

$9\text{ cm} - 7\text{ cm}$ $2\text{ cm} + 5\text{ cm}$ $6\text{ cm} + 4\text{ cm}$

$10\text{ cm} + 4\text{ cm}$ $20\text{ cm} - 3\text{ cm}$ $8\text{ cm} - 6\text{ cm}$

2

Write an addition for the total amount of apples in each pair of baskets.

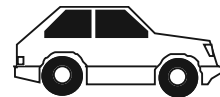
4 kg 6 kg 3 kg 10 kg

Counting from the left :

- a) 1st and 2nd baskets:
- b) 2nd and 4th baskets:
- c) 3rd and 4th baskets:
- d) 1st and 4th baskets:

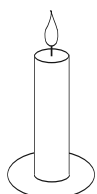
3

A car's tank holds 20 litres of petrol. How much petrol is needed to fill it up again? Complete the table.



Petrol left	15 l	3 l	7 l	12 l	18 l	9 l	4 l	
Petrol added	5 l							20 l

4



Mum lit a 15 cm long candle for a family dinner. At the end of the meal the candle measured 7 cm.

How much had burned away? cm

1

Colour the small rectangles according to their answers:

11: red
15: blue
17: green

$5 + 6$	$9 + 6$	$2 + 9$	$19 - 4$	$14 - 3$	$18 - 1$	$10 + 1$
$2 + 13$	$20 - 9$	$20 - 5$	$7 + 4$	$15 + 5$	$8 - 5$	$6 + 5$
$19 - 8$	$7 + 8$	$15 - 4$	$4 + 11$	$20 - 3$	$19 - 3$	$11 + 2$

2

Complete the table. Write down the rule in different ways.

<i>a</i>	4	5	2	1	3	4	2			8		2		0
<i>b</i>	3	5	1	6	5			3	1		9	2	10	
<i>c</i>	3	0	7	3		4	6	6	1	1	0			

.....

3

Continue the colouring and shape pattern.



- a) In what positions are the **red** shapes?
- What shape are they?
- b) In what positions are the **blue** shapes?
- What shape are they?
- c) In what positions are the **green** shapes?
- What shape are they?


4

Write the answers as Roman numerals.

- a) $X + V + II =$ b) $X + V - I =$ c) $XX - X =$
- d) $II + II =$ e) $II + II + II =$ f) $II + II + II + II =$
- g) $III + III =$ h) $III + III + III =$ i) $III + III + III + III =$

1

Draw over the straight lines in blue and the curved lines in red.



Colour in the shape in blue if all its edges are straight lines.

2



Complete the drawings to make a:

triangle

quadrilateral

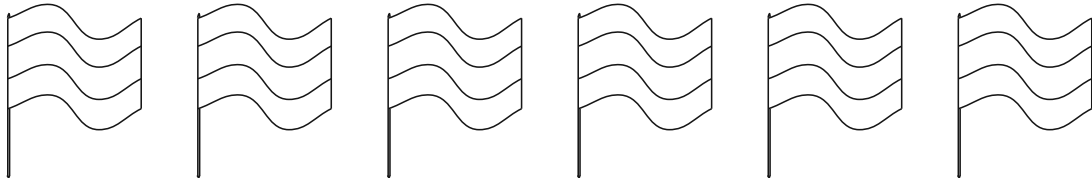
pentagon

hexagon




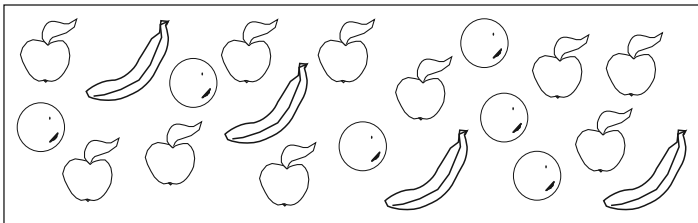
3

Colour the flags in different ways, using red, white and green. On each flag, a colour may be used once and only once.



4









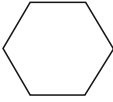

These were the fruit that 25 children in a class brought for their lunch.



- a) How many apples were there?
- b) How many oranges were there?
- c) Which was the most popular fruit?
- d) Which was the least popular fruit?
- e) How many children did not bring any fruit?

















1

What is the rule? Draw in the missing shapes.

2

Continue the sequences.

- a)    
- b)      
- c)      

3

Squirrel went to visit his friends Bunny, Crow and Hedgehog.
Write down the possible order of his visits. (Use only initial letters.)



B



C

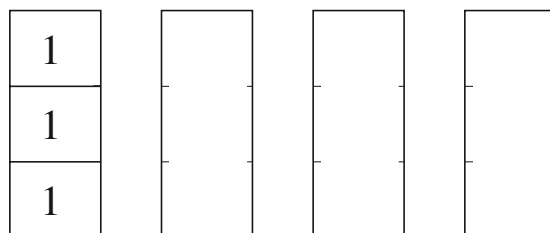


H

B - C - H

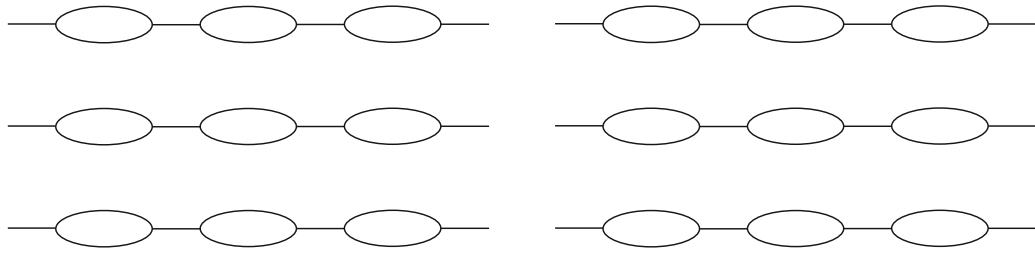
4

Draw the different ways you could climb up 3 stairs (1, 2 or 3 at a time).



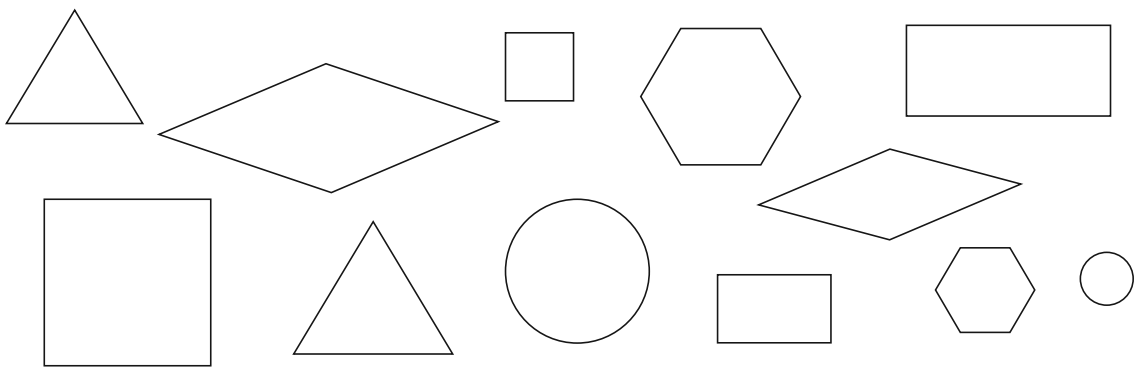
1

Colour the strings of beads in different ways. On each string there should be one red, one blue and one green bead.



2

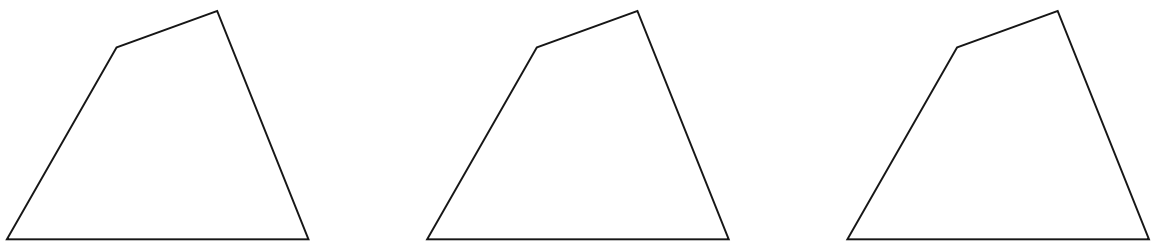
Colour similar pairs of shapes in the same colour.



3

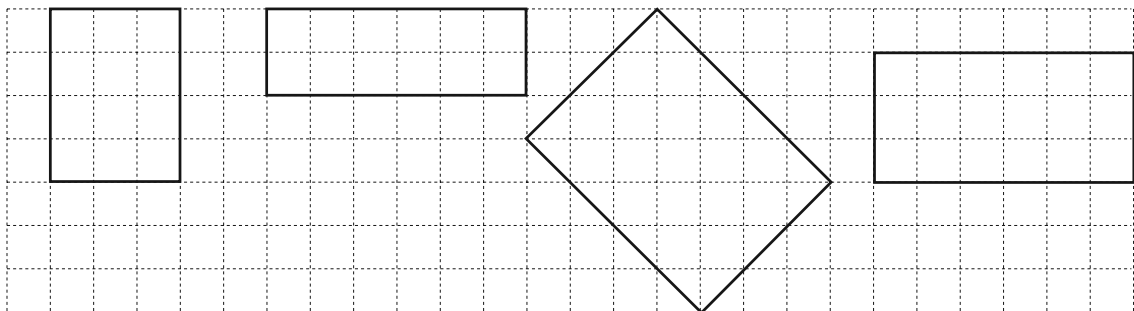
Shade in a triangle in the quadrilateral so that the shape left unshaded is:

- a) a triangle b) a quadrilateral c) a pentagon



4

Make a square from each rectangle by drawing one straight line. Colour it in.



1

Complete each drawing so that there are 2 times the number of shapes shown. Write an addition about each drawing.

a) ○ ○ ○ ○ ○ ○ ○

.....

--	--	--	--	--	--	--	--

b) ✕ ✕ ✕ ✕ ✕ ✕ ✕ ✕ ✕

.....

--	--	--	--	--	--	--	--

c) △ △ △ △ △ △ △

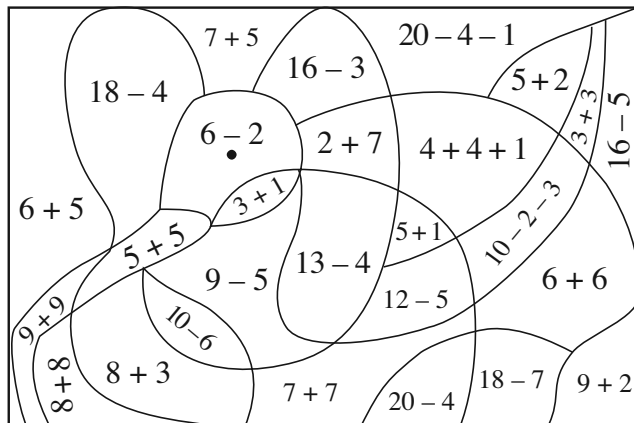
.....

--	--	--	--	--	--	--	--

2

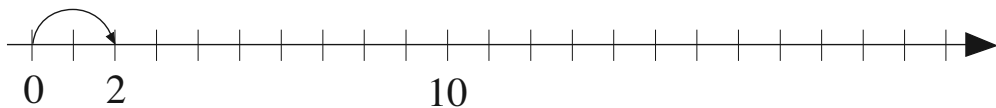
Colour the parts of the picture as shown.

- blue: > 10
- red: = 10
- yellow: < 10



3

Starting at 0, jump 2 at a time along the number line.

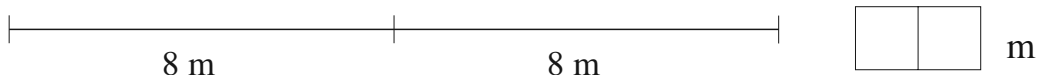


Complete the table to show the number you land on after each jump.

1st	2nd	3rd	4th	5th	6th	7th	8th	9th	10th	11th	
2											

4

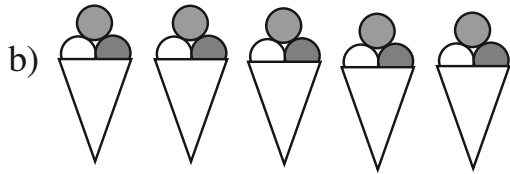
Sue threw the ball 8 m. Joe threw it 2 times as far. How many metres did Joe throw the ball?

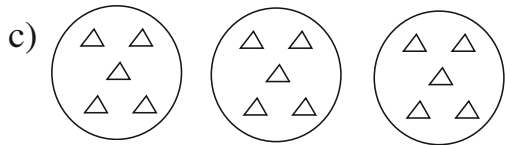


1

Write an addition and a multiplication about each picture.








2

The length of a pink strip is 2 cm.



1 times 2 cm

What is the total length of 6 pink strips?



cm + cm + cm + cm + cm + cm = cm

times cm = cm


3

The length of a violet strip is 6 cm.



1 times 6 cm

What is the total length of 2 violet strips?

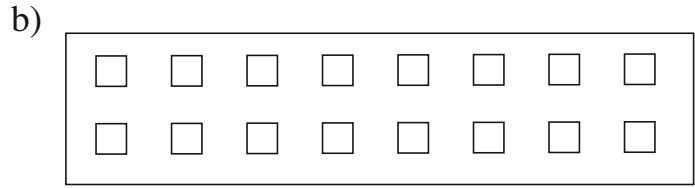
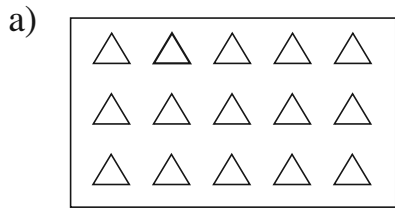


cm + cm = cm

times cm = cm

1

Write additions and multiplications about the pictures.



.....

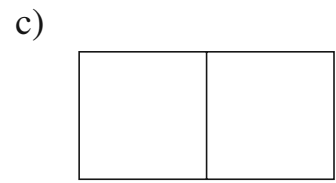
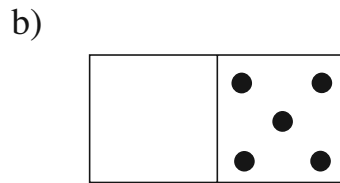
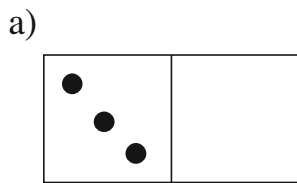
.....

.....

.....

2

Complete the dominoes so that both halves are equal. Write in the missing numbers.



+ =

+ =

+ =


times 3 =

times =

times 0 =

3

Share 12 carrots equally among 4 rabbits. Continue the drawing.



How many carrots does each rabbit get? carrots

4 times carrots = 12 carrots

1

Fill in the missing numbers.

$5 + 15 = \boxed{}$

$8 + 12 = \boxed{}$

$16 - 4 = \boxed{}$

$13 - 3 = \boxed{}$

$1 + 17 = \boxed{}$

$4 + 11 = \boxed{}$

$15 - 12 = \boxed{}$

$20 - 15 = \boxed{}$

$2 + 16 = \boxed{}$

$6 + 14 = \boxed{}$

$18 - 7 = \boxed{}$

$20 - 5 = \boxed{}$

$9 + 6 = \boxed{}$

$5 + 8 = \boxed{}$

$12 - 7 = \boxed{}$

$13 - 6 = \boxed{}$

$3 + 8 = \boxed{}$

$6 + 7 = \boxed{}$

$11 - 5 = \boxed{}$

$15 - 9 = \boxed{}$

$4 + 7 = \boxed{}$

$9 + 4 = \boxed{}$

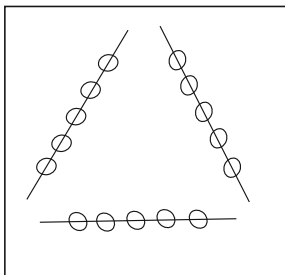
$14 - 8 = \boxed{}$

$16 - 8 = \boxed{}$

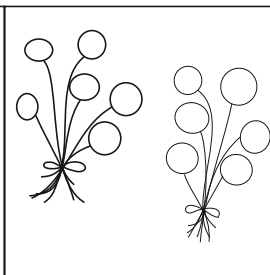
2

Write an addition and a multiplication about each picture.

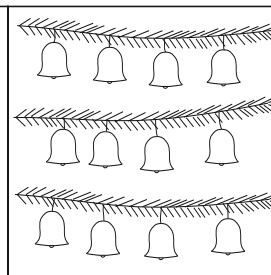
a)



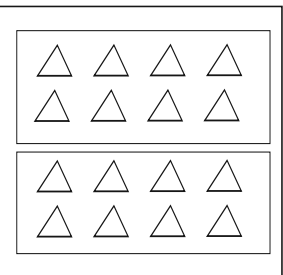
b)



c)

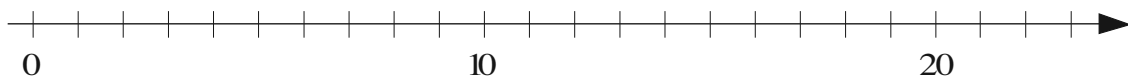









d)



3

Each animal starts at 0 and makes 2 jumps of equal length. Where do the animals get to? Complete the table.



							
After 1 jump	0	1		4	6		
After 2 jumps			6			10	18

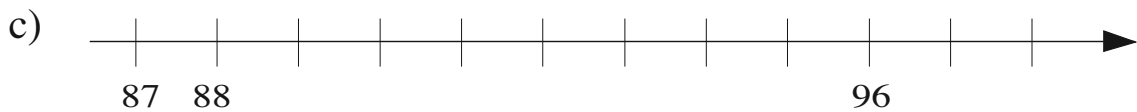
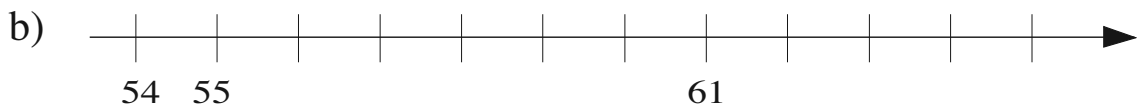
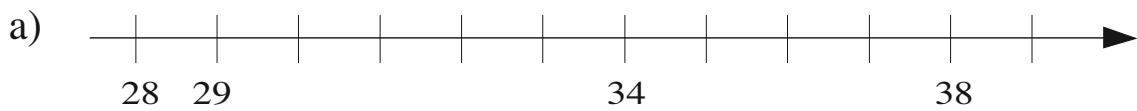
1

Fill in the missing numbers.

0	1	2							
10			13						
20	21								
					35				
									59
				74					
		92							100

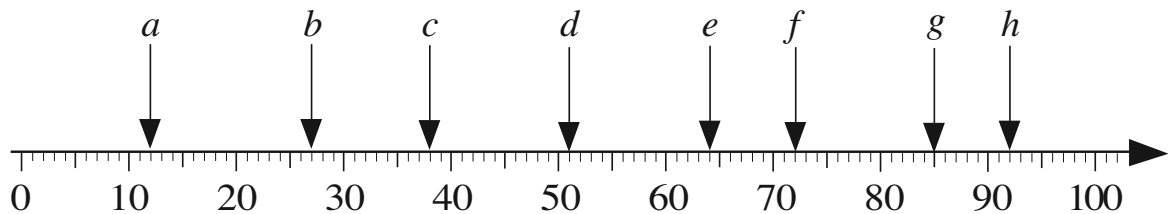
2

Write the missing numbers below each segment of the number line.



3

At which numbers have we written the letters? Fill in the boxes.



$a =$

$b =$

$c =$

$d =$

$e =$

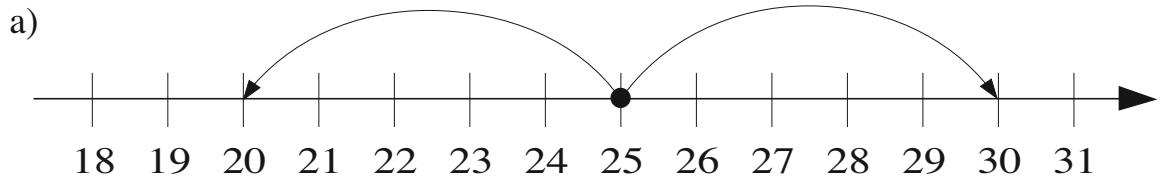
$f =$

$g =$

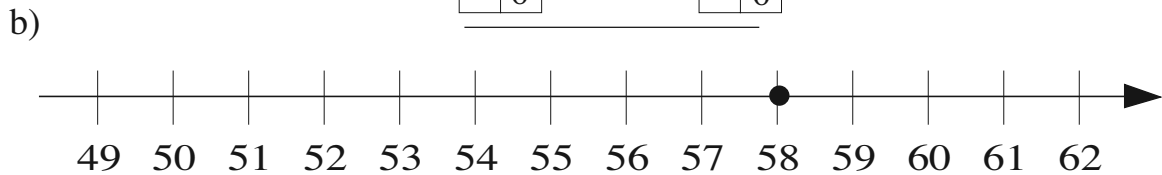
$h =$

1

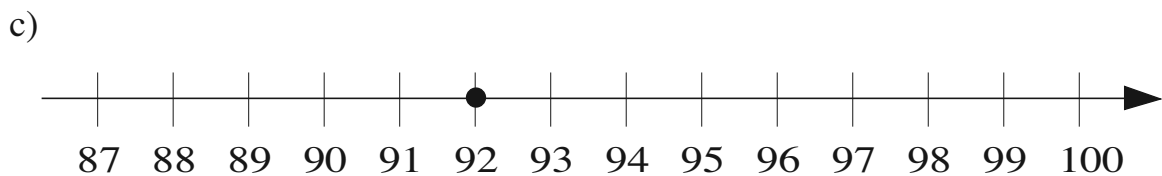
Mark with X on the number line the next nearest whole tens to the number marked with a black dot. Write an inequality about each set of numbers.



$$\boxed{} \boxed{0} < 25 < \boxed{} \boxed{0}$$



58



92

2

Write down the next nearest whole tens.

a) $\boxed{} \boxed{} < 62 < \boxed{} \boxed{}$

b) $\boxed{} \boxed{} < 85 < \boxed{} \boxed{}$

c) $\boxed{} \boxed{} < 56 < \boxed{} \boxed{}$

d) $\boxed{} \boxed{} < 73 < \boxed{} \boxed{}$

e) $\boxed{} \boxed{} < 44 < \boxed{} \boxed{}$

f) $\boxed{} \boxed{} < 98 < \boxed{} \boxed{} \boxed{}$

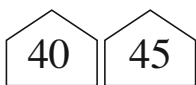



3





Write in the missing numbers and complete the drawings.





a)	b)	c)	d)	e)	f)	g)
t u	t u	t u	t u	t u	t u	t u
$\boxed{5} \boxed{3}$	$\boxed{} \boxed{}$	$\boxed{} \boxed{}$	$\boxed{} \boxed{}$	$\boxed{6} \boxed{1}$	$\boxed{4} \boxed{4}$	$\boxed{3} \boxed{3}$

1

Write down the next nearest numbers and next nearest whole tens.

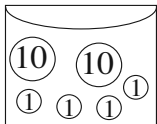
a)  46  b)  62 

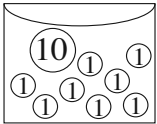
c)  77  d)  85 

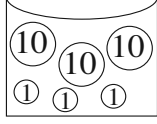
e)  91  f)  53 

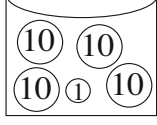
2

How much money is in each wallet?

a)  tens + units = + =

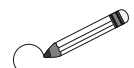
b)  tens + units = + =


c)  tens + units = + =

d)  tens + units = + =

3

Write the numbers in **decreasing** order. Circle the odd numbers.





































.....

4

Colour in as much money as the number at the top of the column.

13	3	23	30	16	29
<input checked="" type="checkbox"/> 10  	<input type="checkbox"/> 10  	<input type="checkbox"/> 10  	<input type="checkbox"/> 10  	<input type="checkbox"/> 10  	<input type="checkbox"/> 10  
<input type="checkbox"/> 10  	<input type="checkbox"/> 10  	<input type="checkbox"/> 10  	<input type="checkbox"/> 10  	<input type="checkbox"/> 10  	<input type="checkbox"/> 10  
<input type="checkbox"/> 10  	<input type="checkbox"/> 10  	<input type="checkbox"/> 10  	<input type="checkbox"/> 10  	<input type="checkbox"/> 10  	<input type="checkbox"/> 10 