

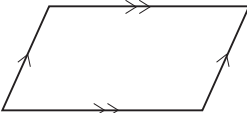
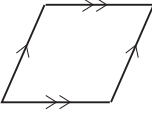
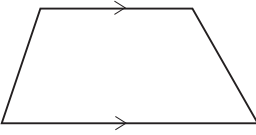
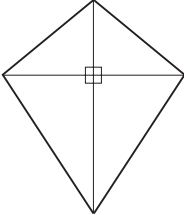
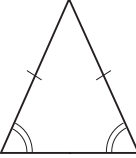
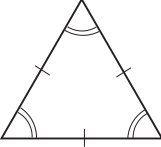


# 9 Area, Perimeter and Volume

## 9.1 2-D Shapes

The following table gives the names of some 2-D shapes. In this section we will consider the properties of some of these shapes.

<i>Rectangle</i>		All angles are right angles ( $90^\circ$ ) Opposite sides have the same length
<i>Square</i>		All the sides have the same length All angles are right angles ( $90^\circ$ )
<i>Parallelogram</i>		Opposite sides have the same length
<i>Rhombus</i>		All the sides have the same length Diagonals bisect at right angles
<i>Trapezium</i>		
<i>Kite</i>		Diagonals intersect at right angles
<i>Isosceles Triangle</i>		Two sides have the same length and the angles opposite these two sides are equal
<i>Equilateral Triangle</i>		All angles are $60^\circ$



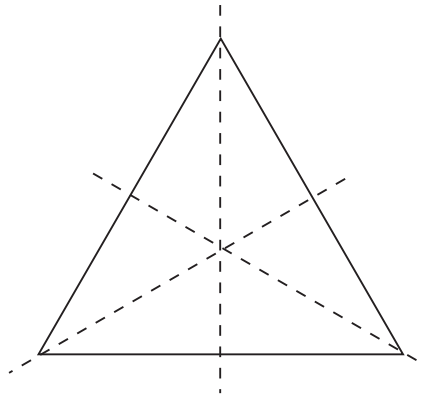
### Example 1

Draw the lines of symmetry of an equilateral triangle.



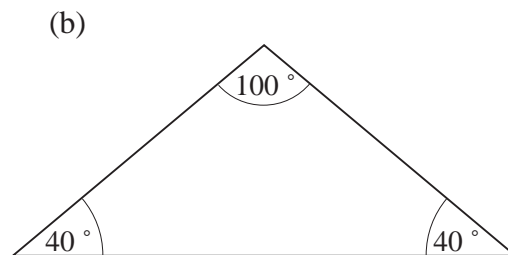
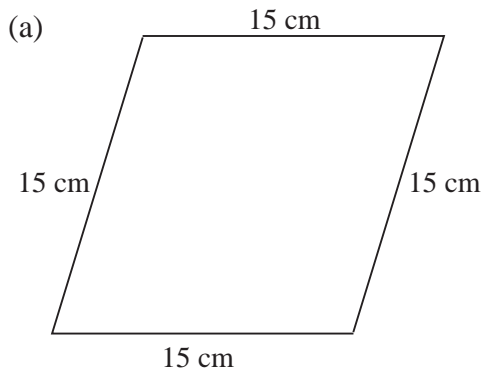
### Solution

There are 3 lines of symmetry, as shown in the diagram. They join each vertex (corner) to the midpoint of the opposite side.



### Example 2

Name each of the following shapes:



### Solution

- (a) This is a *rhombus* because all the sides have the *same* lengths.  
 (b) This is an *isosceles triangle* because two of the angles are the same size.



### Example 3

State the order of rotational symmetry of:

- (a) a *trapezium*,                      (b) a *parallelogram*.



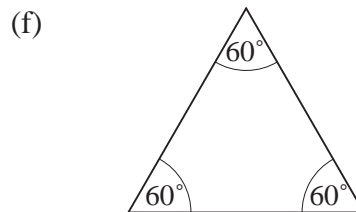
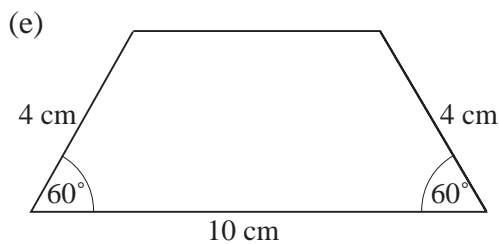
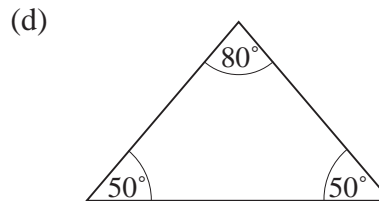
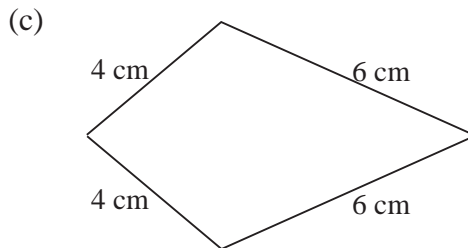
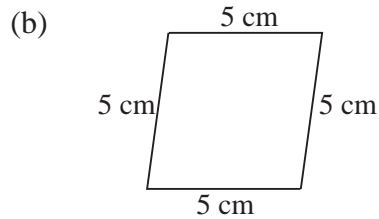
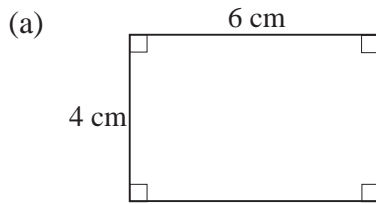
### Solution

- (a) 1    (b) 2 (unless the parallelogram happens to be a square, in which case the order of rotational symmetry would be 4).



## Exercises

1. Name each of the following shapes:



2. Draw diagrams to show the lines of symmetry of:

- (a) a kite, (b) a square,  
(c) a rectangle, (d) an isosceles triangle.

3. How many lines of symmetry are there for:

- (a) a parallelogram, (b) a rhombus ?

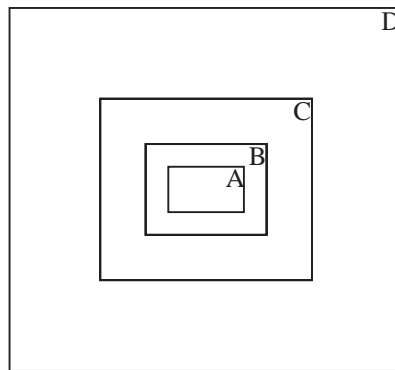
4. State whether each of the following statements is *true* or *false*.

- (a) A square is also a rhombus.  
(b) A square is also a kite.  
(c) A rectangle is also a kite.  
(d) A parallelogram is also a kite.  
(e) A rectangle is also a parallelogram.

5. Write down the order of rotational symmetry of:

- (a) a rhombus, (b) a square,  
(c) an isosceles triangle, (d) an equilateral triangle,  
(e) a kite.

6. A triangle has *one* line of symmetry. What type of triangle is it?
7. Draw a trapezium that has:  
 (a) *one* line of symmetry,                      (b) *no* lines of symmetry.
8. A right-angled triangle is also an *isosceles* triangle. What sizes are the other angles in this triangle?
9. For a semicircle:  
 (a) draw a diagram to show its lines of symmetry,  
 (b) state its order of rotational symmetry.
10. (a) Draw a diagram to show the lines of symmetry of a *regular pentagon*.  
 (b) State the order of rotational symmetry of a *regular octagon*.
11. Rosemary drew these rectangles using a computer:



Rectangle A has *width* 3 and *length* 5:  $3 \begin{array}{|c|} \hline 5 \\ \hline \end{array}$

The computer repeated these instructions to draw the other rectangles:

$$\text{new width} = \text{previous width} \times 2$$

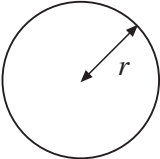
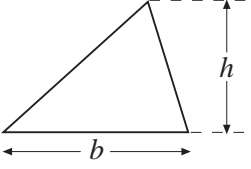
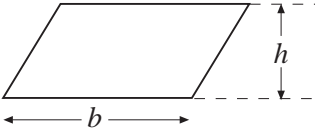
$$\text{new length} = \text{previous length} + \text{previous width}$$

Copy and complete this table.

	<i>width</i>	<i>length</i>
rectangle A	3	5
rectangle B	.....	.....
rectangle C	.....	.....
rectangle D	.....	.....

## 9.2 Area of Special Shapes

In this section we calculate the area of various shapes.

Area of a circle	$= \pi r^2$	
Area of a triangle	$= \frac{1}{2}bh$	 ( <i>h</i> is perpendicular height)
Area of a parallelogram	$= bh$	



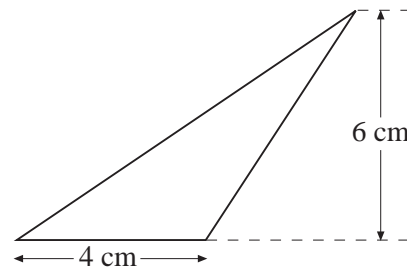
### Example 1

Calculate the *area* of the triangle shown.



### Solution

$$\begin{aligned} \text{Area} &= \frac{1}{2} \times 4 \times 6 \\ &= 12 \text{ cm}^2 \end{aligned}$$



### Example 2

Calculate the *area* of a circle with diameter 10 m.



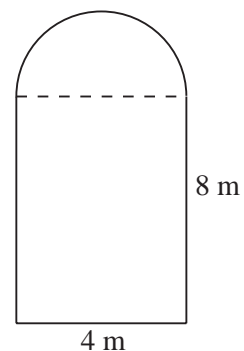
### Solution

$$\begin{aligned} \text{Radius} &= 10 \div 2 = 5 \text{ m} \\ \text{Area} &= \pi \times 5^2 = 78.53981634 \text{ m}^2 \\ &= 78.5 \text{ m}^2 \text{ (to 3 significant figures)} \end{aligned}$$



### Example 3

Calculate the *area* of the shape shown:





### Solution

$$\begin{aligned}\text{Area of rectangle} &= 4 \times 8 \\ &= 32 \text{ m}^2\end{aligned}$$

$$\text{Radius of semicircle} = 4 \div 2 = 2 \text{ m}$$

$$\begin{aligned}\text{Area of semicircle} &= \frac{1}{2} \times \pi \times 2^2 \\ &= 6.283185307 \text{ m}^2\end{aligned}$$

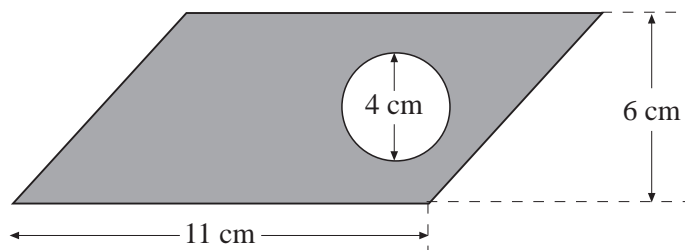
$$\begin{aligned}\text{Total area} &= 32 + 6.283185307 = 38.283185307 \text{ m}^2 \\ &= 38.3 \text{ m}^2 \text{ (to 3 significant figures)}\end{aligned}$$



### Example 4

The diagram shows a piece of card in the shape of a parallelogram, that has had a circular hole cut in it.

Calculate the area of the shaded part.



### Solution

$$\begin{aligned}\text{Area of parallelogram} &= 11 \times 6 \\ &= 66 \text{ cm}^2\end{aligned}$$

$$\text{Radius of circle} = 4 \div 2 = 2 \text{ cm}$$

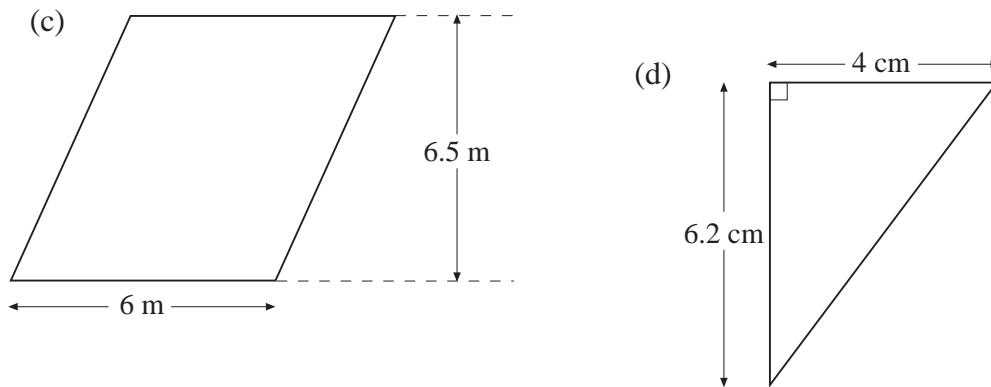
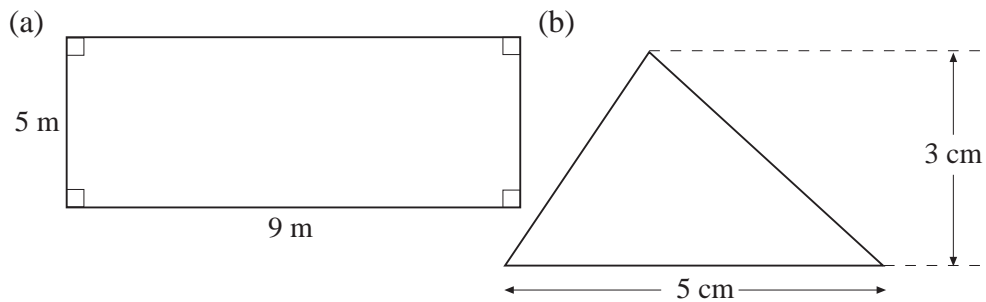
$$\begin{aligned}\text{Area of circle} &= \pi \times 2^2 \\ &= 12.56637061 \text{ cm}^2\end{aligned}$$

$$\begin{aligned}\text{Area of shape} &= 66 - 12.56637061 = 53.43362939 \text{ cm}^2 \\ &= 53.4 \text{ cm}^2 \text{ (to 3 significant figures)}\end{aligned}$$



## Exercises

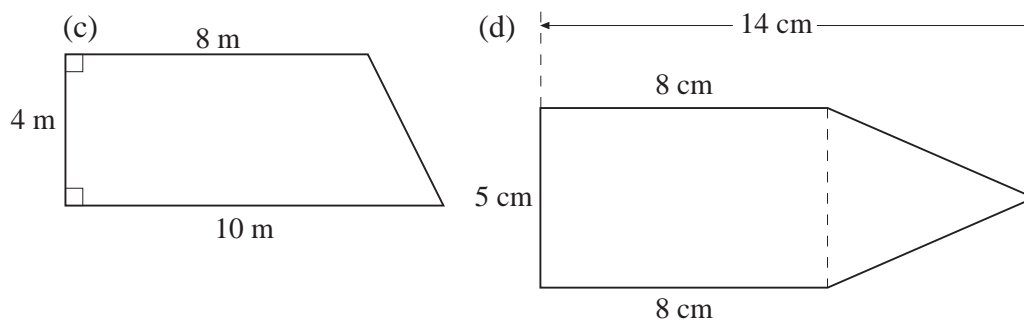
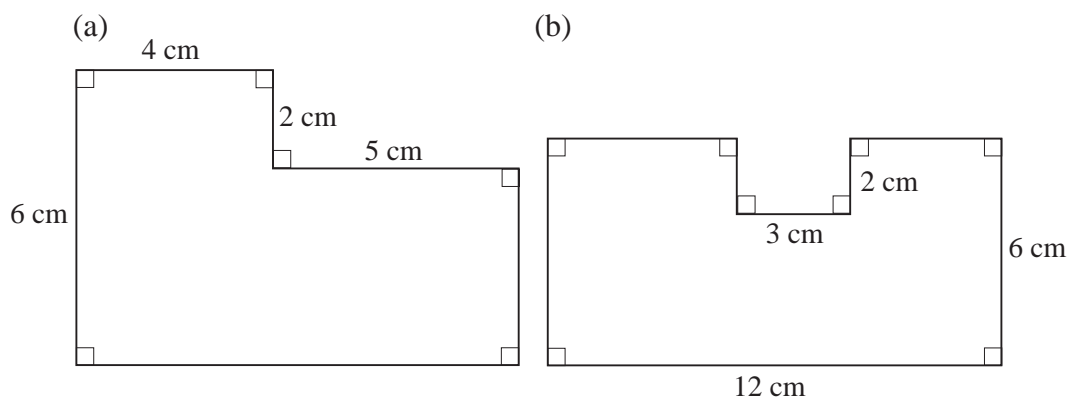
1. Calculate the area of each of the following shapes:



2. Calculate, giving your answers correct to 3 significant figures, the *area* of a circle with:

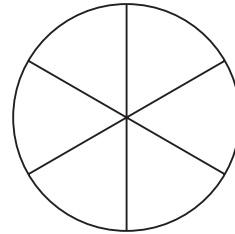
(a) radius 6 m,      (b) diameter 20 cm,      (c) diameter 9 cm.

3. Calculate the *area* of each of the following shapes, giving your answers correct to 3 significant figures:

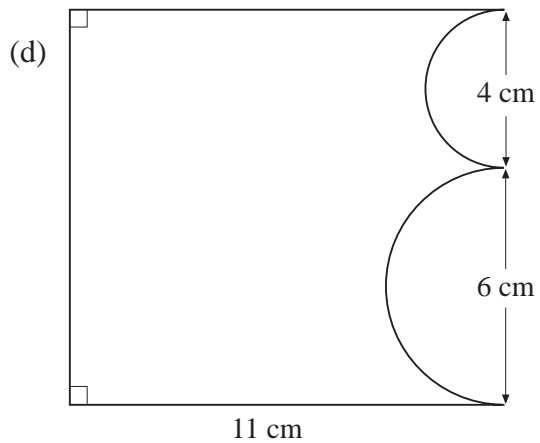
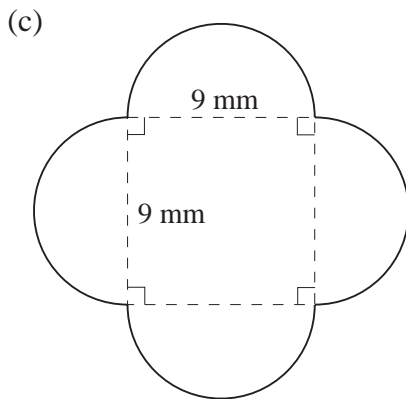
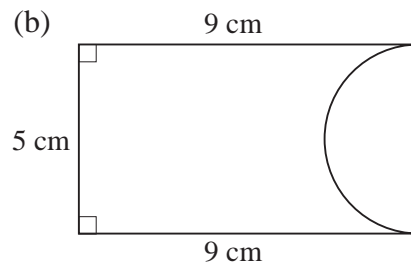
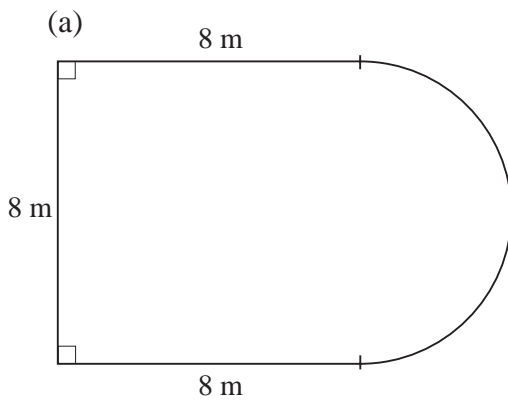


4. Calculate, giving your answers correct to 3 significant figures, the *area* of the semicircle with:  
 (a) radius 30 cm,                      (b) diameter 14 mm.

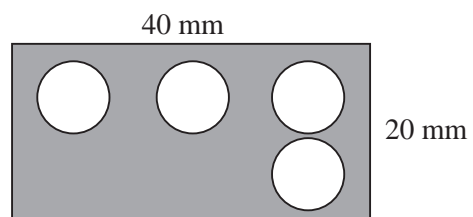
5. A circle of radius 8 cm is cut into 6 parts of equal size, as shown in the diagram. Calculate the *area* of each part, giving your answer correct to 2 decimal places.



6. Giving your answers correct to 3 significant figures, calculate the *area* of each of the following shapes. Each of the curved parts is a semicircle.

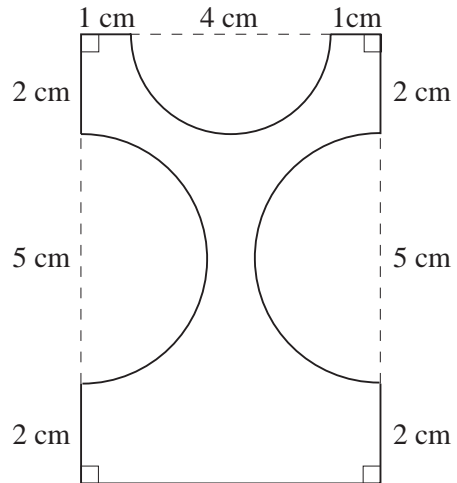


7. A rectangular metal plate is shown in the diagram. Four holes of diameter 8 mm are drilled in the plate. Calculate the *area* of the remaining metal, giving your answer correct to 2 decimal places.

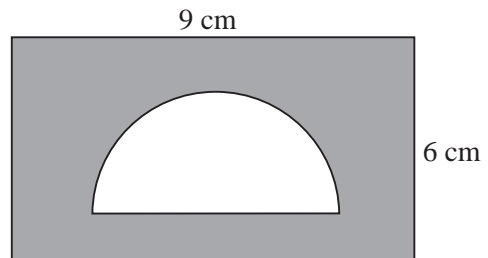




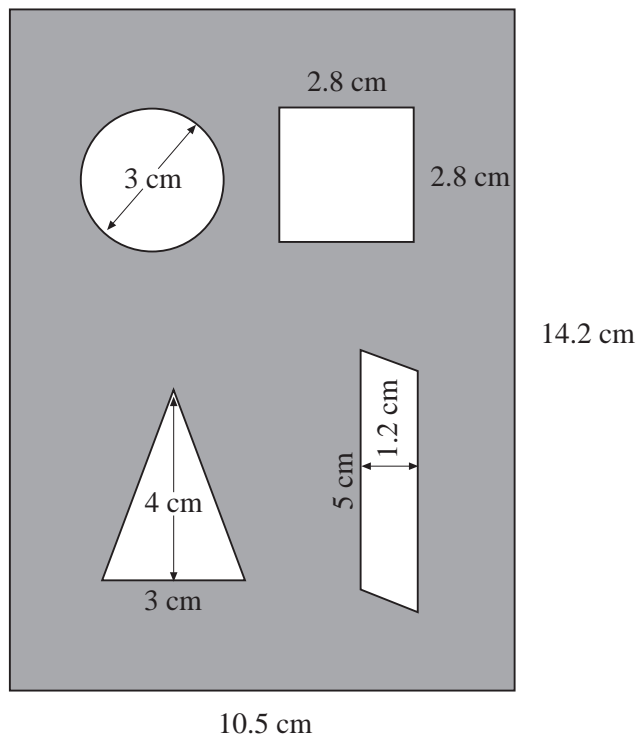
8. Calculate the *area* of the shape shown, giving your answer correct to 1 decimal place.



9. The area that has been shaded in the diagram has an area of  $21.8 \text{ cm}^2$ . Calculate the *diameter* of the semi-circular hole, giving your answer to the nearest millimetre.

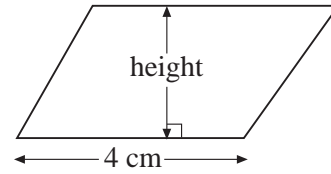


10. The diagram shows the lid of a child's shape-sorter box. Calculate the *area* of the lid, giving your answer correct to 1 decimal place.

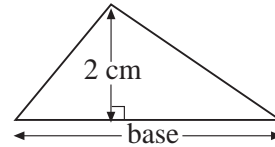


11. Each shape in this question has an *area* of  $10 \text{ cm}^2$ .  
No diagram is drawn to scale.

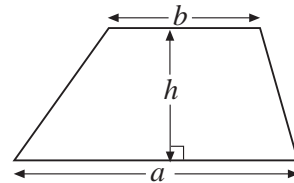
- (a) Calculate the height of the parallelogram.



- (b) Calculate the length of the base of the triangle.

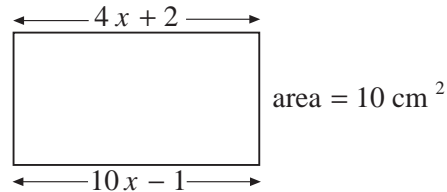


- (c) What might be the values of  $h$ ,  $a$  and  $b$  in this trapezium?



What else might be the values of  $h$ ,  $a$  and  $b$  ?

- (d) Look at this rectangle:

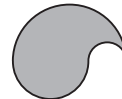


Calculate the value of  $x$  and use it to find the length and width of the rectangle.

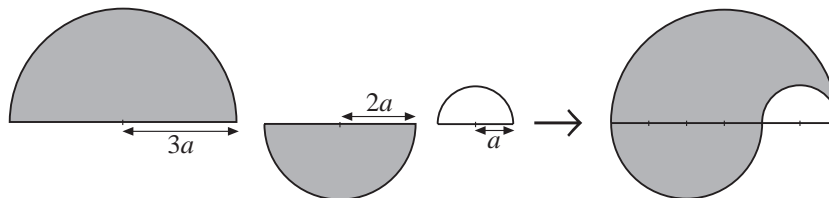
Show your working.

(KS3/98/Ma/Tier 5-7/P1)

12. This shape is designed using 3 semi-circles.



The radii of the semi-circles are  $3a$ ,  $2a$  and  $a$ .



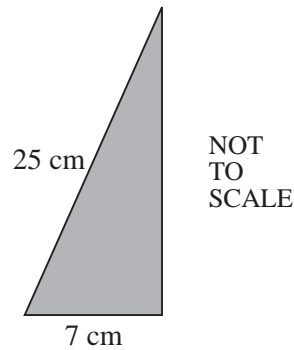
- (a) Find the area of each semi-circle, in terms of  $a$  and  $\pi$ , and show that the *total* area of the shape is  $6\pi a^2$ .
- (b) The area,  $6\pi a^2$ , of the shape is  $12 \text{ cm}^2$ .

Write an equation in the form  $a = \dots$ , leaving your answer in terms of  $\pi$ .

Show your working and *simplify* your equation.

(KS3/98/Ma/Tier 6-8/P1)

13. Calculate the area of this triangle.

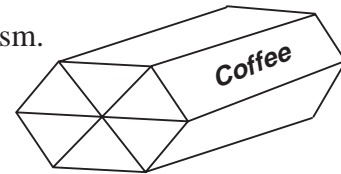
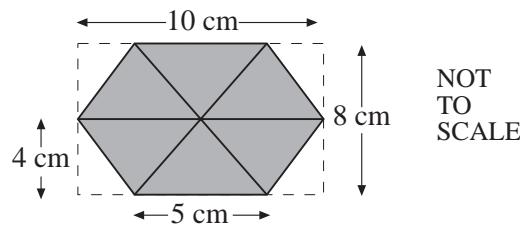


Show your working.

(KS3/97/Ma/Tier 5-7/P2)

14. A box for coffee is in the shape of a hexagonal prism.

One end of the box is shown below.



Each of the 6 triangles in the hexagon has the same dimensions.

- (a) Calculate the total *area* of the hexagon.  
Show your working.

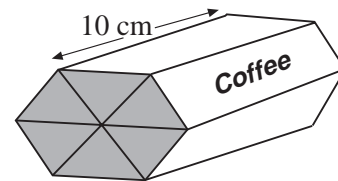
- (b) The box is 10 cm long.  
After packing, the coffee fills 80%  
of the box.

How many grams of coffee are in the box?

(The mass of  $1 \text{ cm}^3$  of coffee is 0.5 grams.)

Show your working.

- (c) A 227 g packet of the same coffee costs £2.19.  
How much per 100 g of coffee is this?  
Show your working



(KS3/98/Ma/Tier 5-7/P2)

## 9.3 Perimeter of Special Shapes

In this section we calculate the perimeters of various shapes. The perimeter of a circle is referred to as the 'circumference'.

The circumference,  $C$ , of a circle =  $2\pi r$  or  $\pi d$   
 where  $r$  is the radius and  $d$  is the diameter of  
 the circle.



### Example 1

Calculate the circumference of a circle with radius 8 cm.



### Solution

Using the formula,  $C = 2\pi r$ , gives

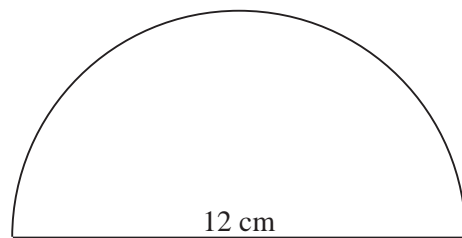
$$\begin{aligned} C &= 2 \times \pi \times 8 = 50.26548246 \text{ cm} \\ &= 50.3 \text{ cm (to 3 significant figures)} \end{aligned}$$



### Example 2

The diagram shows a semicircle of diameter 12 cm.

Calculate the perimeter of the semicircle.



### Solution

$$\begin{aligned} \text{Length of curve} &= \pi \times 12 \div 2 \\ &= 18.84955592 \text{ cm} \end{aligned}$$

$$\text{Straight edge} = 12 \text{ cm}$$

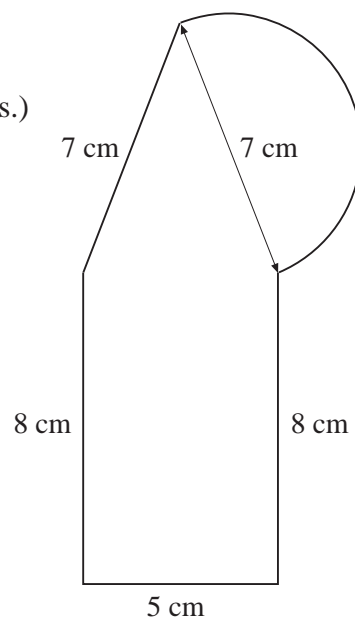
$$\begin{aligned} \text{Total perimeter} &= 12 + 18.84955592 \\ &= 30.84955592 \text{ cm} \\ &= 30.8 \text{ cm (to 3 significant figures.)} \end{aligned}$$



### Example 3

The diagram shows a shape that is made up of a rectangle, a triangle and a semicircle.

Calculate its perimeter.



### Solution

$$\begin{aligned} \text{Length of curve} &= \pi \times 7 \div 2 \\ &= 10.99557429 \text{ cm} \end{aligned}$$

$$\begin{aligned}
 \text{Total perimeter} &= 8 + 5 + 8 + 7 + 10.99557429 \\
 &= 38.99557429 \text{ cm} \\
 &= 39.0 \text{ cm (to 3 significant figures)}
 \end{aligned}$$



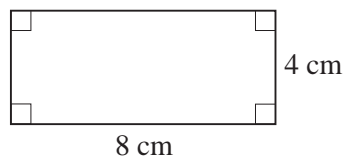
## Exercises

1. Giving your answers correct to 3 significant figures, calculate the *circumference* of a circle with:

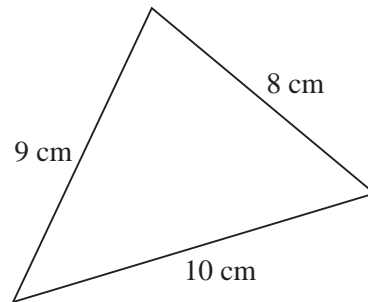
(a) radius 6 m,                      (b) diameter 15 cm,                      (c) radius 8 mm.

2. Calculate the *perimeter* of each of the following shapes:

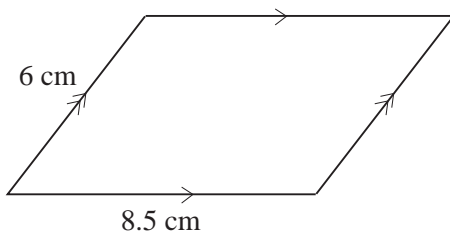
(a)



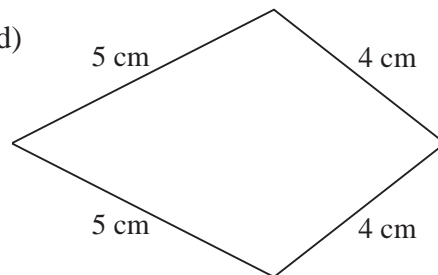
(b)



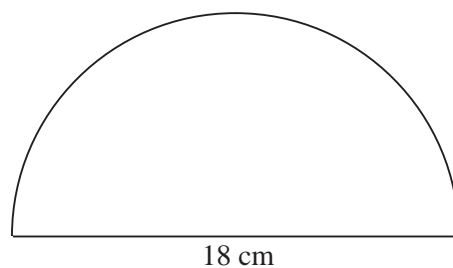
(c)



(d)

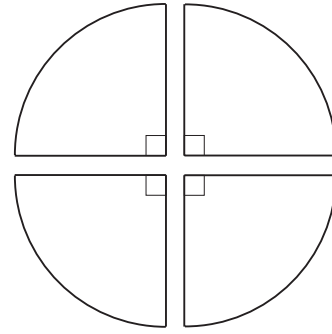


3. Giving your answer correct to 3 significant figures, calculate the *perimeter* of the semicircle shown.

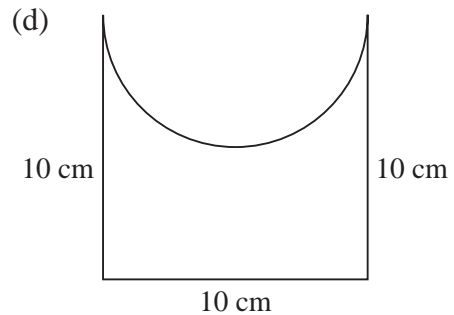
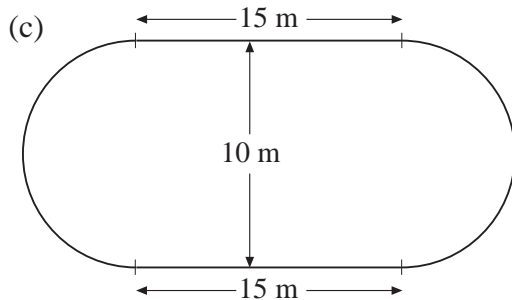
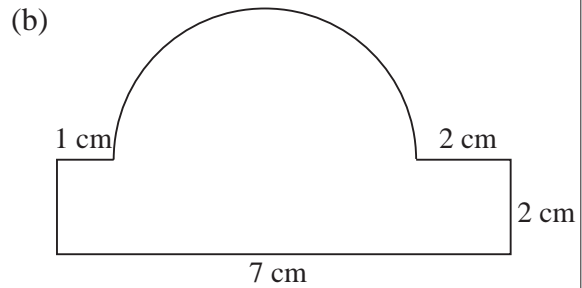
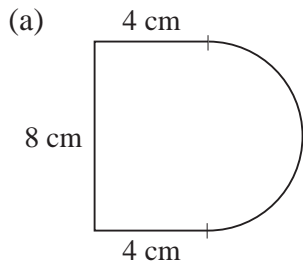


4. A circle of radius 8 cm is cut into four equal parts as shown in the diagram:

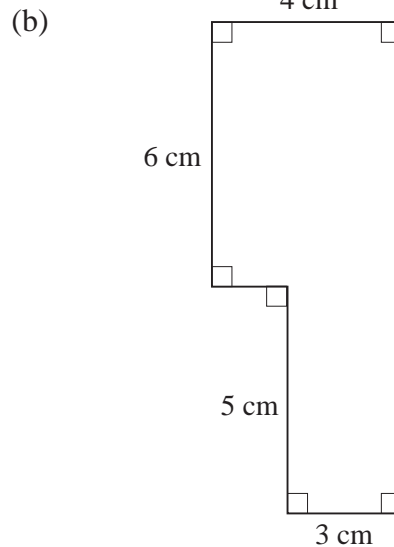
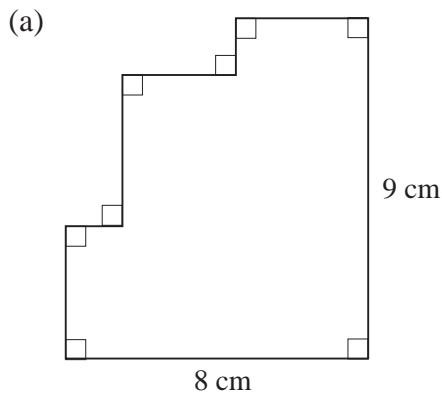
- (a) Calculate the *circumference* of the original circle, giving your answer correct to 2 decimal places.  
 (b) Calculate the *perimeter* of each of the 4 parts, giving your answers correct to 2 decimal places.



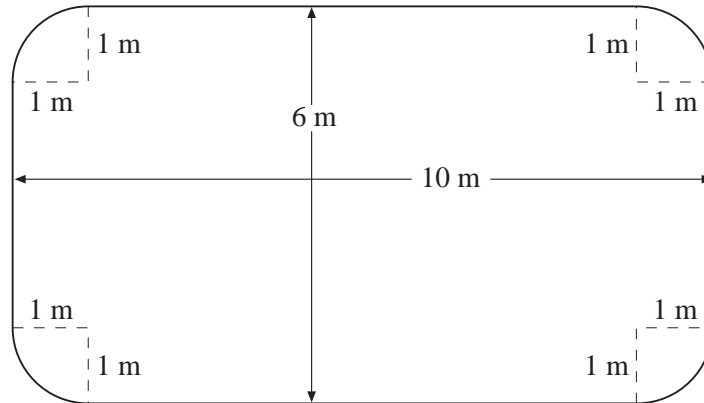
5. Calculate the *perimeter* of each of the following shapes, giving your answers correct to 1 decimal place. The circular parts are either semicircles or quarters of circles.



6. Calculate the *perimeter* of each of the following shapes:

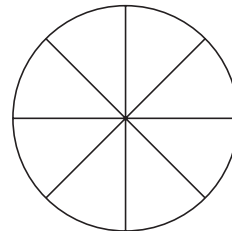


7. A square has an area of  $36 \text{ m}^2$ . Calculate its *perimeter*.
8. Calculate the *perimeter* of this shape, giving your answer correct to the nearest centimetre:

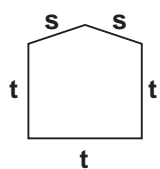


9. A circle of radius 32 cm is cut into 8 equal parts, as shown in the diagram.

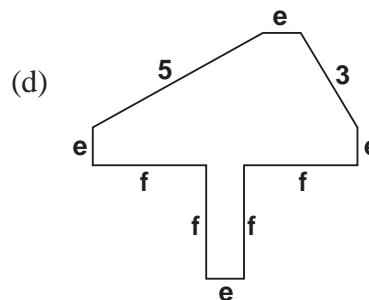
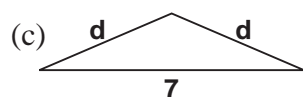
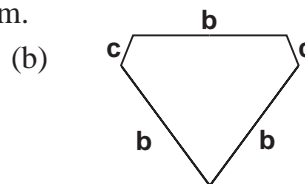
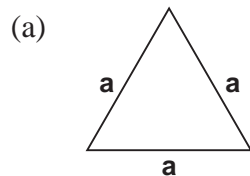
Calculate the *perimeter* of each part, giving your answer correct to the nearest millimetre.



10. The total perimeter of a semicircle is 37 cm. Calculate the *radius* of the semicircle, giving your answer correct to the nearest millimetre.

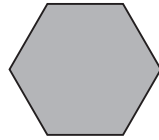
11.  The perimeter of this shape is  $3t + 2s$ .
- $p = 3t + 2s$**

Write an expression for the perimeters of each of these shapes. Write each expression in its simplest form.




(KS3/95/Ma/3-5/P1)


12. Each side of this hexagon is 1 cm long.



- (a) The shaded shape below is made from 7 hexagon tiles. Write down the perimeter of the shaded shape.




- (b) On a copy of the following diagram, shade a shape made with 7 tiles which has a *smaller* perimeter.





- (c) Explain what made its perimeter less than the perimeter of the first shape.
- (d) On a copy of the following diagram, shade a shape made with 7 tiles which has the *biggest* possible perimeter.
- (e) Explain what made your shape have the biggest possible perimeter.

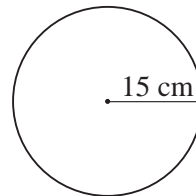


(KS3/94/Ma/3-5/P2)

13. Wyn and Jay are using their wheelchairs to measure distances.
- (a) The large wheel on Wyn's wheelchair has a diameter of 60 cm.  
Wyn pushes the wheel round exactly once.  
Calculate how far Wyn has moved.  
Show your working.
- (b) The large wheel on Jay's wheelchair has a diameter of 52 cm.  
Jay moves her wheelchair forward 950 cm.  
Calculate how many times the large wheel goes round.  
Show your working.

(KS3/96/Ma/Tier 5-7/P2)

14. (a) A circle has a radius of 15 cm.  
Calculate the *area* of the circle.  
Show your working.



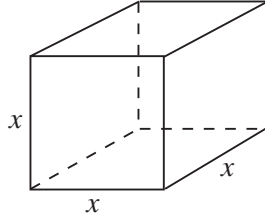
- (b) A different circle has a *circumference* of 120 cm.  
What is the radius of the circle?  
Show your working.

(KS3/99/Ma/Tier 5-7/P2)

## 9.4 Surface Area and Volume of 3-D Shapes

In this section we calculate the volume and surface area of 3-D shapes such as *cubes*, *cuboids*, *prisms* and *cylinders*.

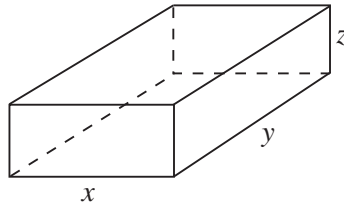
*Cube*



$$\text{Volume} = x^3$$

$$\text{Surface area} = 6x^2$$

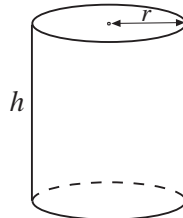
*Cuboid*



$$\text{Volume} = xyz$$

$$\text{Surface area} = 2xy + 2xz + 2yz$$

*Cylinder*



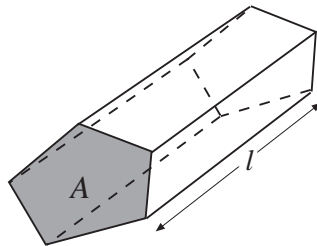
$$\text{Volume} = \pi r^2 h$$

$$\text{Area of curved surface} = 2\pi r h$$

$$\text{Area of each end} = \pi r^2$$

$$\text{Total surface area} = 2\pi r h + 2\pi r^2$$

*Prism*



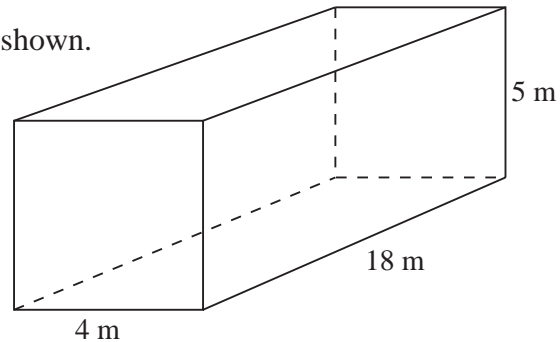
A prism has a uniform cross-section

$$\begin{aligned} \text{Volume} &= \text{area of cross-section} \times \text{length} \\ &= Al \end{aligned}$$



### Example 1

- (a) Calculate the *volume* of the cuboid shown.  
 (b) Calculate the *surface area* of the cuboid shown.



### Solution

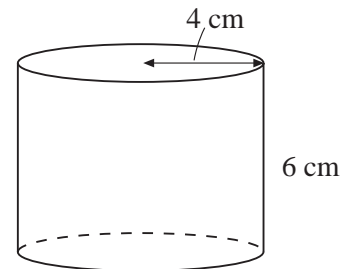
(a) Volume =  $4 \times 18 \times 5$   
 $= 360 \text{ m}^3$

(b) Surface area =  $(2 \times 4 \times 18) + (2 \times 4 \times 5) + (2 \times 5 \times 18)$   
 $= 144 + 40 + 180$   
 $= 364 \text{ m}^2$



### Example 2

Calculate the *volume* and total *surface area* of the cylinder shown.



### Solution

Volume =  $\pi r^2 h = \pi \times 4^2 \times 6 = 96\pi$   
 $= 301.5928947 \text{ cm}^3$   
 $= 302 \text{ cm}^3$  (to 3 significant figures)

Area of curved surface =  $2\pi r h = 2 \times \pi \times 4 \times 6$   
 $= 48\pi$   
 $= 150.7964474 \text{ cm}^2$

Area of each end =  $\pi r^2 = \pi \times 4^2$   
 $= 16\pi$   
 $= 50.26548246 \text{ cm}^2$

Total surface area =  $150.7964474 + (2 \times 50.26548246)$   
 $= 251.3274123 \text{ cm}^2$   
 $= 251 \text{ cm}^2$  (to 3 significant figures)

*Note:* From the working we can see that the area of the curved surface is  $48\pi$ , and that the area of each end is  $16\pi$ . The total surface area is therefore

$$48\pi + (2 \times 16\pi) = 80\pi = 251.3274123 \text{ cm}^2$$

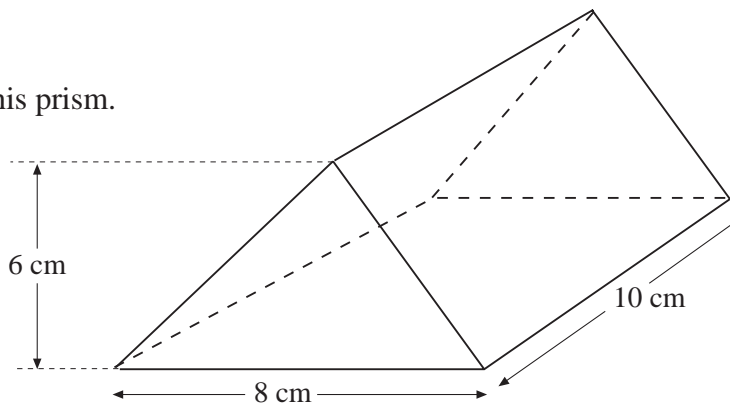
$$= 251 \text{ cm}^2 \text{ (to 3 significant figures)}$$





### Example 3

Calculate the *volume* of this prism.



### Solution

$$\text{Area of end of prism} = \frac{1}{2} \times 8 \times 6$$

$$= 24 \text{ cm}^2$$

$$\text{Volume of prism} = 24 \times 10$$

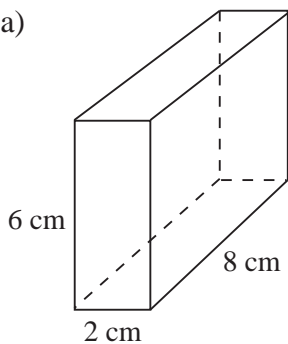
$$= 240 \text{ cm}^3$$



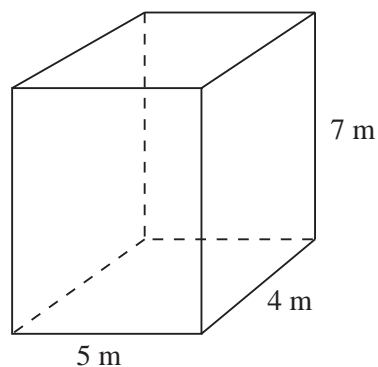
### Exercises

1. Calculate the *volume* and *surface area* of each of the following cuboids:

(a)

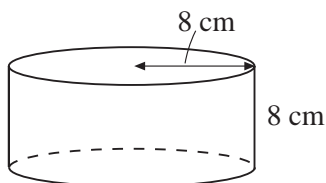


(b)

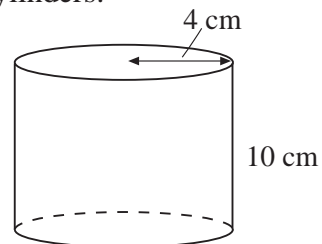


2. Giving your answers correct to 3 significant figures, calculate the *volume* and *total surface area* of each of the following cylinders:

(a)

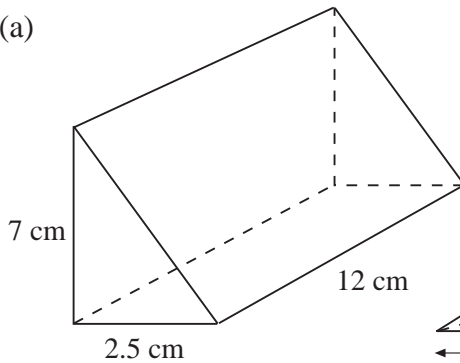


(b)

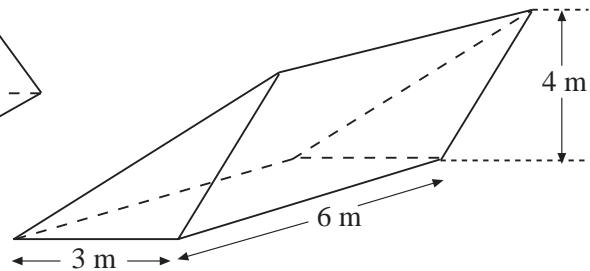


3. Calculate the *volume* of each of the following prisms:

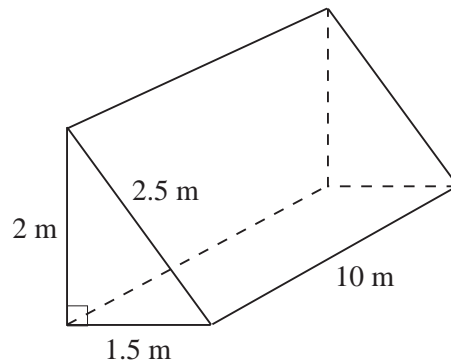
(a)



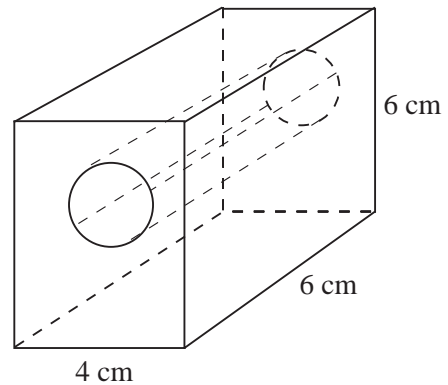
(b)



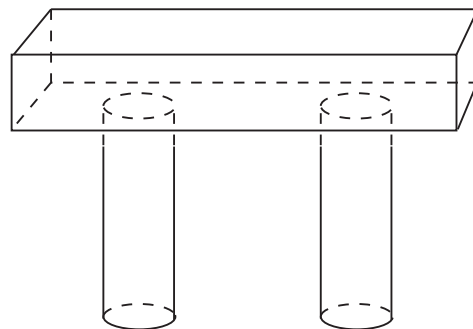
4. Calculate the *volume* and *surface area* of the following prism:



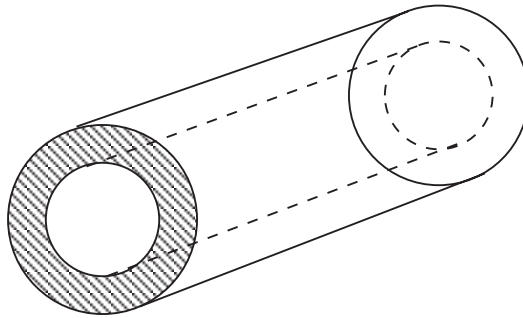
5. The diagram shows a wooden block that has had a hole drilled in it. The diameter of the hole is 2 cm.  
Calculate the *volume* of this solid, giving your answer correct to 2 decimal places.



6. A concrete beam is to rest on two concrete pillars. The beam is a cuboid with sides of length 0.5 m, 3 m and 0.4 m.  
The pillars have diameter 0.4 m and height 2 m.  
Calculate the *total volume* of concrete needed to make the beam and the pillars. Round your answer to a sensible level of accuracy.

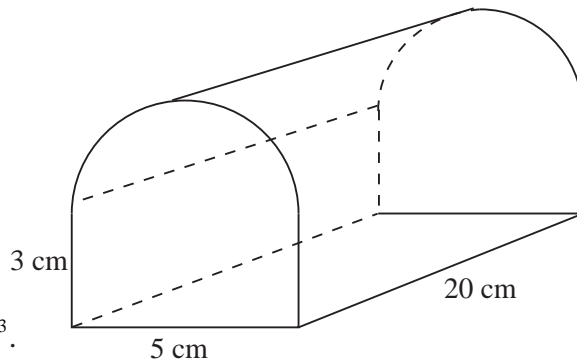


7. The diagram shows the cross-section of a pipe of length 50 cm. The inner diameter of the pipe is 20 cm and the outer diameter is 30 cm.



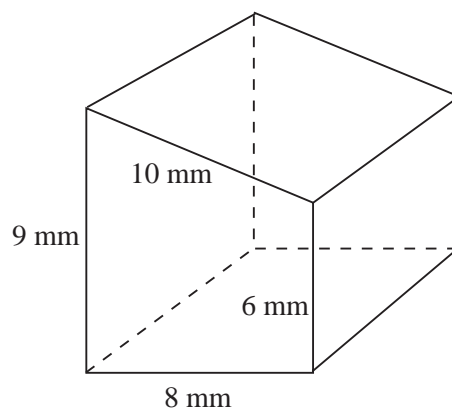
- (a) Calculate the *volume* of metal needed to make the pipe. Round your answer to a sensible level of accuracy.
- (b) Calculate the *total surface area* of the pipe, including the inside surface. Round your answer to a sensible level of accuracy.

8. The diagram shows a prism. The cross-section of the prism consists of a rectangle and a semicircle.



- (a) Calculate the *volume* of the prism. Give your answer to the nearest  $\text{cm}^3$ .
- (b) Calculate the *total surface area* of the prism. Give your answer to the nearest  $\text{cm}^2$ .

9. The volume of the prism shown is  $720 \text{ mm}^3$ .

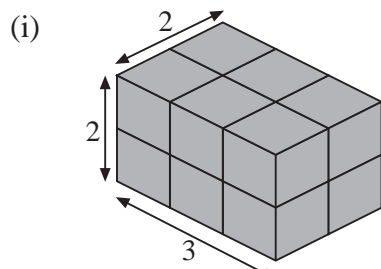


- (a) Determine the *length* of the prism.
- (b) Calculate the *surface area* of the prism.

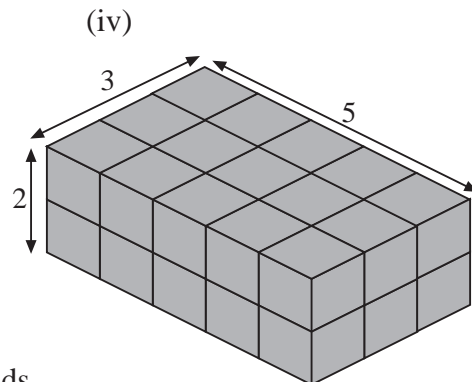
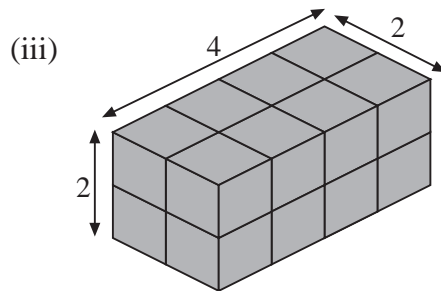
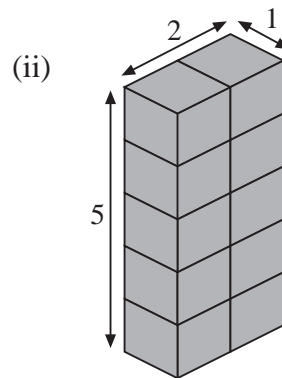
10. A cylinder has a diameter of 12 cm and a curved surface area of  $132\pi$  or  $415 \text{ cm}^2$  (to 3 significant figures).
- Determine the *height* of the cylinder.
  - Calculate the *volume* of the cylinder, giving your answer to the nearest  $\text{cm}^3$ .

11. (a) These cuboids are made from small cubes. Write *how many small cubes* there are in each cuboid.

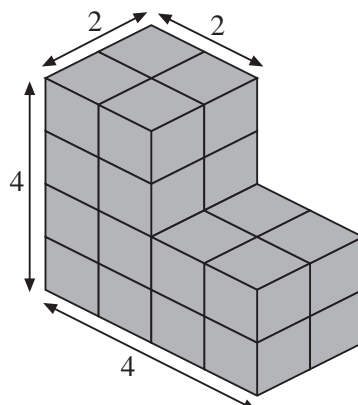
The first is done for you.



Cube (i) is made from 12 small cubes.



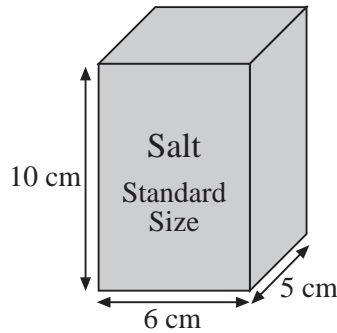
- (b) This shape is made with two cuboids. Write *how many cubes* there are in this shape.



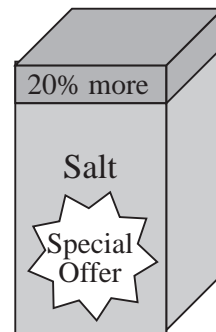




12. (a) What is the volume of this *standard size* box of salt?



- (b) What is the volume of this *special offer* box of salt, which is 20% bigger?



The standard size box contains enough salt to fill up 10 salt pots.

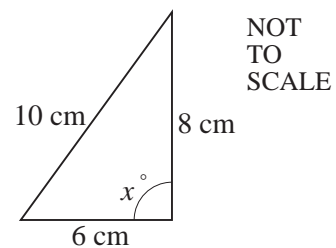


- (c) How many salt pots may be filled up from the *special offer* box of salt?

(KS3/96/Ma/Tier 5-7/P2)

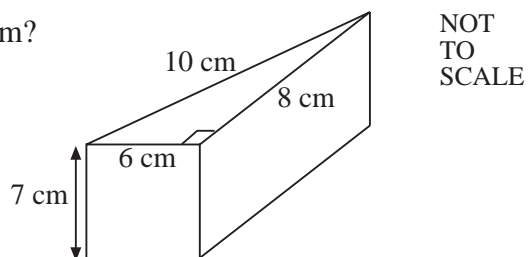
13. (a) Look at this triangle.

Show working to explain why angle  $x$  must be a right angle.

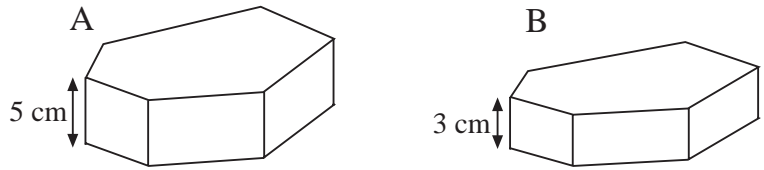


- (b) What is the volume of this prism?

You must show each step in your working.



- (c) Prisms A and B have the same cross-sectional area.




NOT TO SCALE

Copy and complete the table:


	<i>Prism A</i>	<i>Prism B</i>
height	5 cm	3 cm
volume	200 cm <sup>3</sup>	..... cm <sup>3</sup>

(KS3/99/Ma/Tier 5-7/P1)

14. TJ's Cat Food is sold in tins shaped like this.  
Each tin has an internal height of 5 cm.



- (a) The area of the lid of the tin is 35 cm<sup>2</sup>.  
Work out the volume of cat food that the tin contains.
- (b) The label that goes round the tin overlaps by 1 cm.



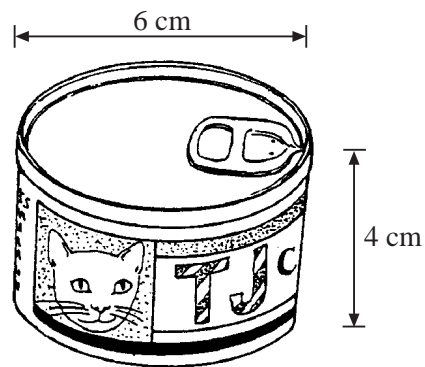
NOT TO SCALE

The area of the label is 134 cm<sup>2</sup>.

Work out the distance around the tin.

Show your working.

TJ's Cat Food plans to use tins that are the shape of cylinders.  
The internal measurements of a tin are shown.



- (c) Work out the volume of cat food that the tin contains.  
Show your working.

(KS3/95/Ma/Levels 5-7/P2)