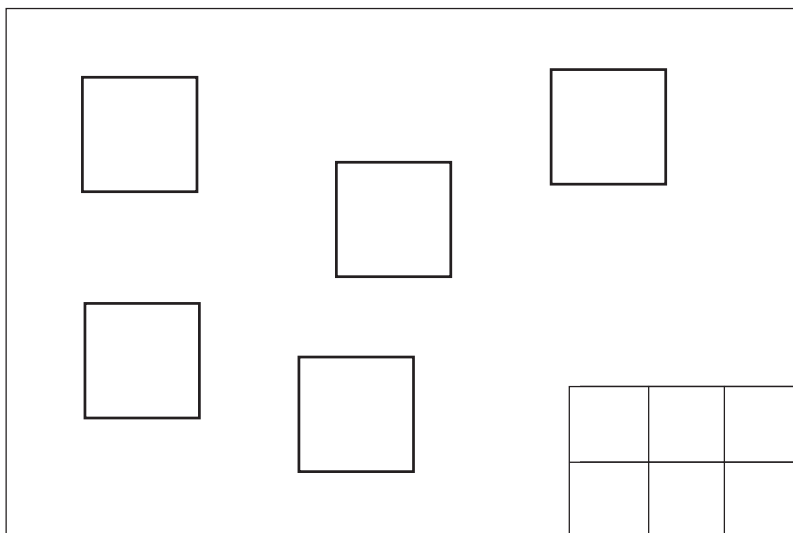
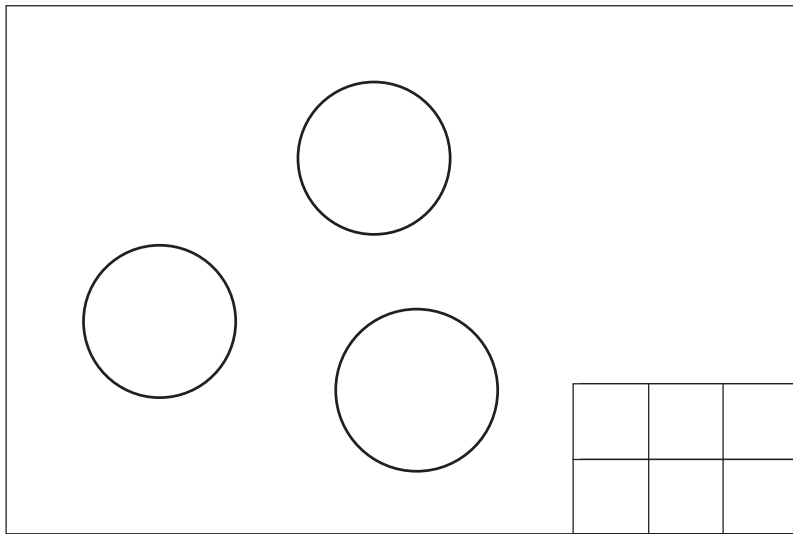
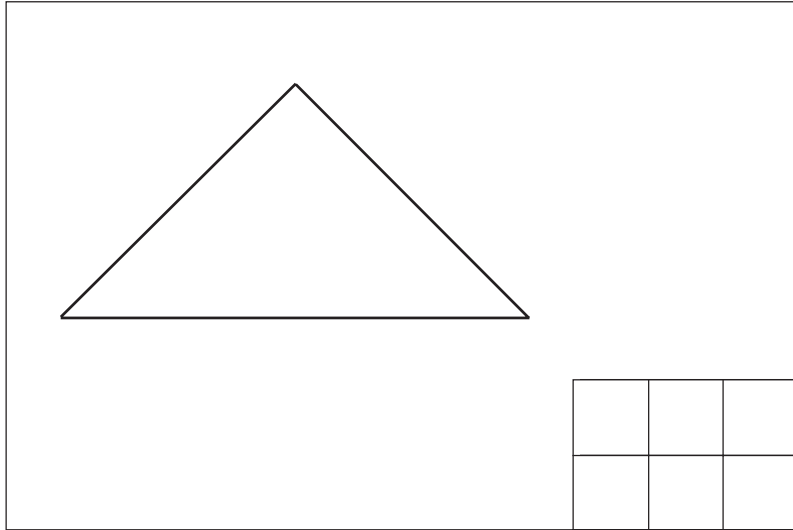


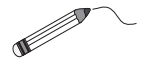
1

Draw a dot in a box for every shape in each picture.




1

Draw lines to match up each **pair** of animals.



Colour the animals from each pair in the **same** colour.




Draw a dot in a box for every **pair** of animals.

--	--	--	--	--

2

Colour the **same** vehicles in the **same** colours.



Draw a dot in a box for every **lorry** in the picture.

--	--	--	--	--

3

Continue the pattern.

1

Colour the **longest** pencil yellow.






Colour the **shortest** pencil green.



2


Colour the **tallest** house red.

Colour the **smallest** house blue.




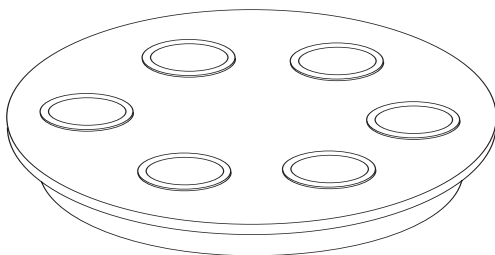
3

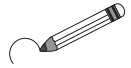
Continue the pattern.



4

Colour blue as many glasses as there are plates on the table.






1

Circle the car which does not match.



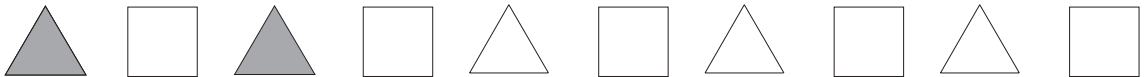
2

Colour the **same** animals in the **same** colour.



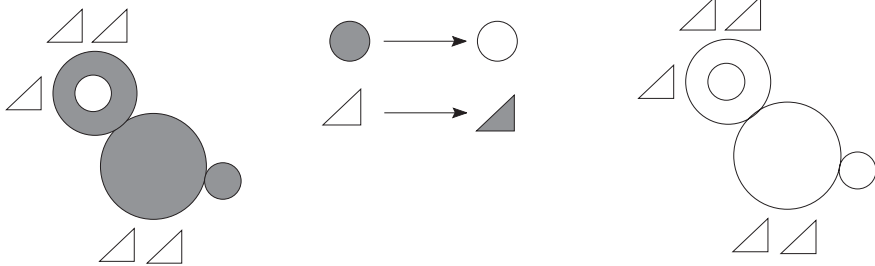
3

Continue the shading pattern.



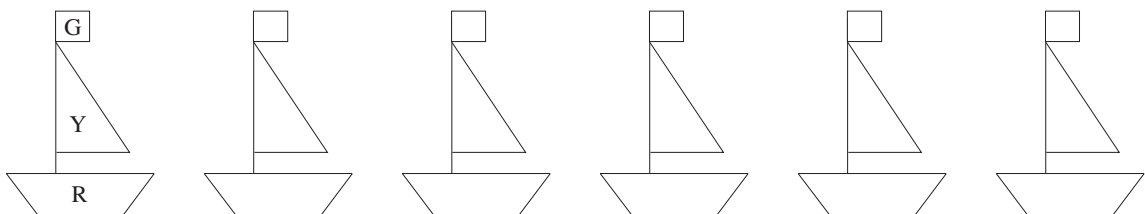
4

Change the shading as shown.



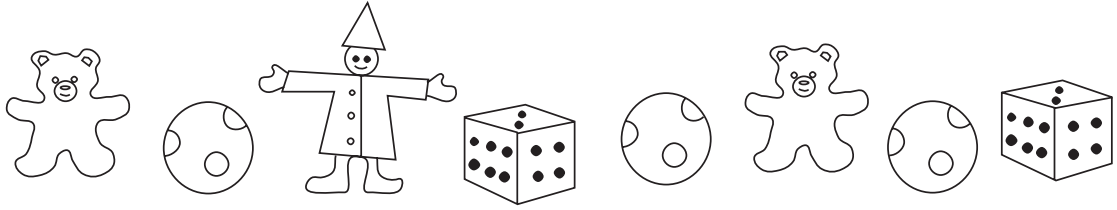
5

Colour the boats in different ways. Use green, yellow and red.



1


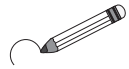
Colour the **same** toys in the **same** colour.



Draw a line beneath the toy of which there is only one.

2

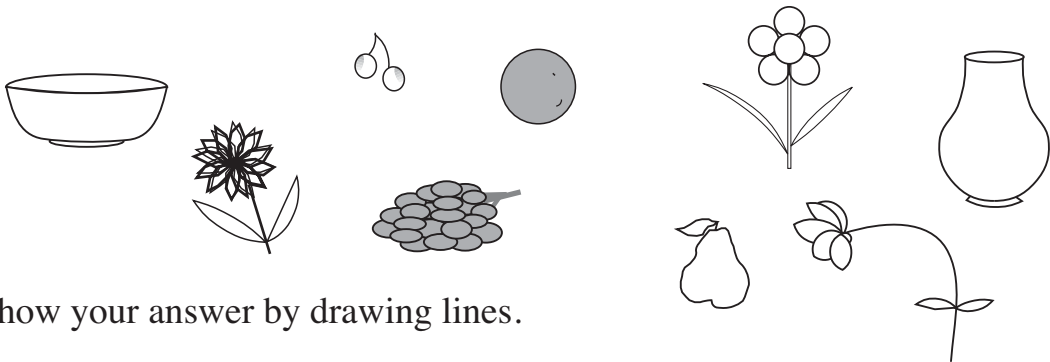
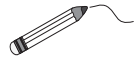
Draw around the group which has **less** ice-creams.



Draw as many dots in the grids as there are ice-creams.

3

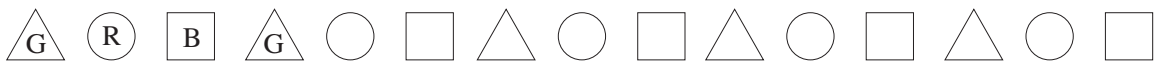
Where would you put the fruit and where would you put the flowers?



Show your answer by drawing lines.

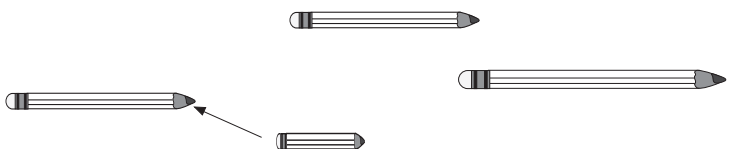
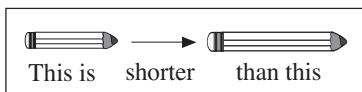
4

Colour in the first 4 shapes as shown. Continue the colouring pattern.



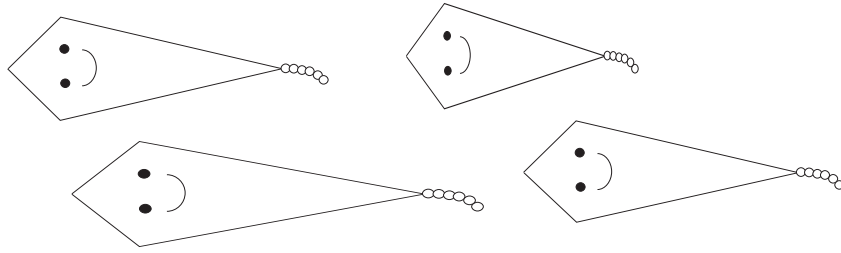
5

Draw in the missing arrows.



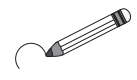

1

Colour the **longest** kite red and the **shortest** kite blue.



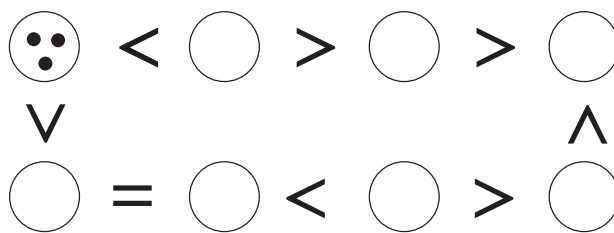
2

Compare the pictures. Draw around the group which has **more**.
Draw signs: <, > or =



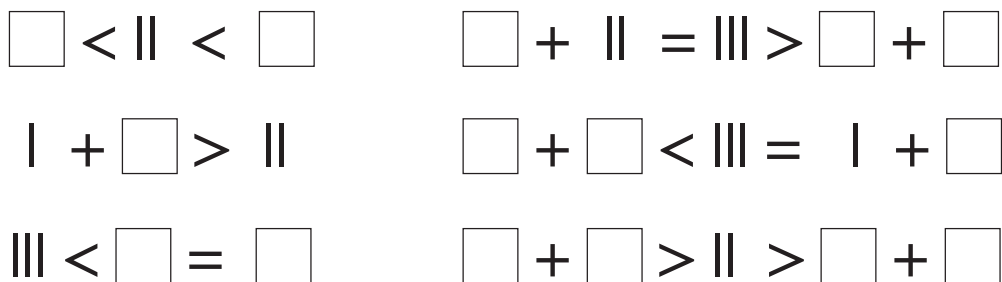
3

Draw dots on the balls to make the signs correct.



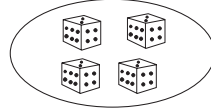
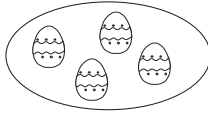
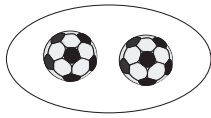
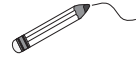
4

Draw lines in the boxes so that the signs are correct.





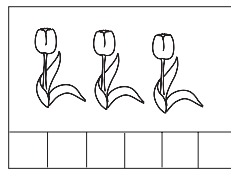
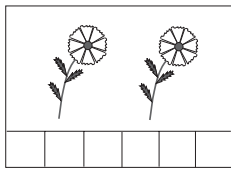
1

Join up the pictures which have the **same** number of objects.



2

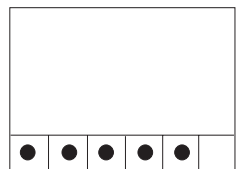
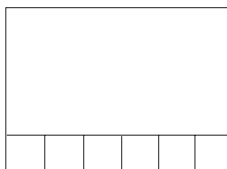
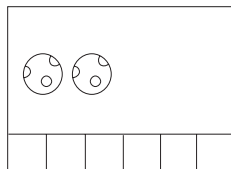

Draw as many dots in the grid as there are flowers in each picture.



Compare the pictures. Write $>$, $<$ or $=$ between the pictures.

3

Complete the drawings to make the signs correct.



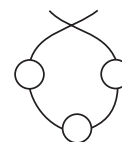
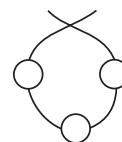
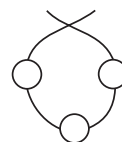
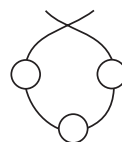
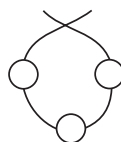
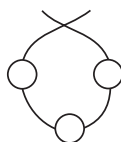
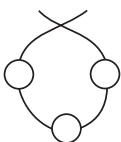
4

Complete the table.

○	○ ○	○ ○ ○	○ ○ ○ ○	○ ○ ○ ○ ○
□ □	□ □ □	□ □ □ □		
△ △ △	△ △ △ △			

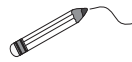
5

Colour the beads in different ways. Use red or blue.



1

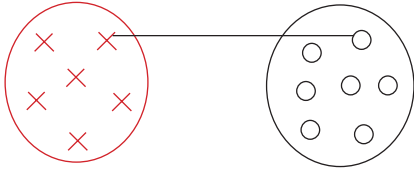
Match up the elements as shown.



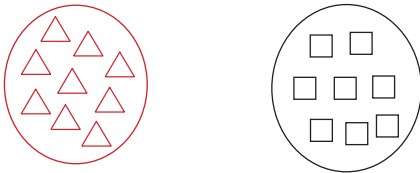
Which has more?

Write < or > in the box.

a)

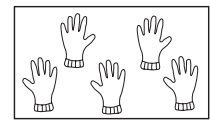
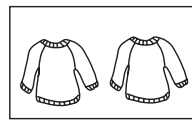
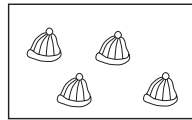
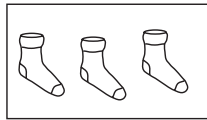
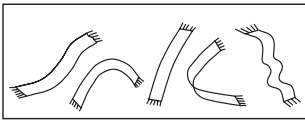
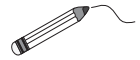


b)



2

Match the pictures to the correct number of dots.



3



2



5




4



1

3


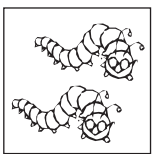
Compare the pictures: use >, <, =, ≥ or ≤.




1




2



2



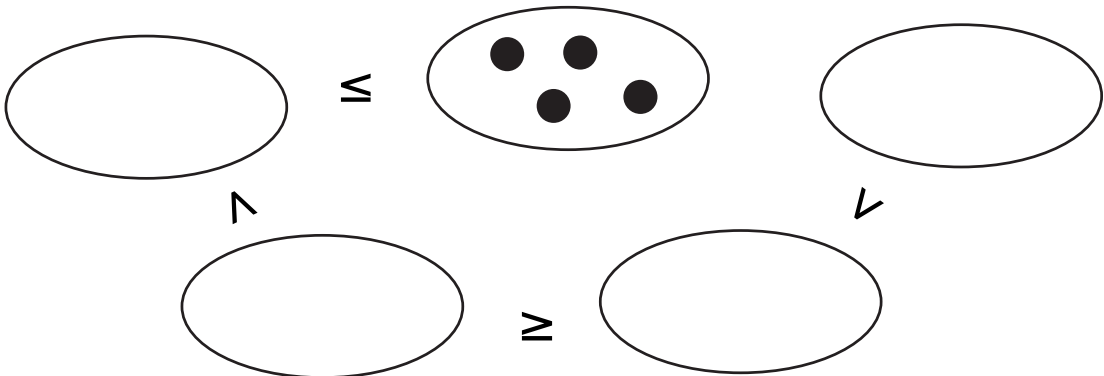
1



4

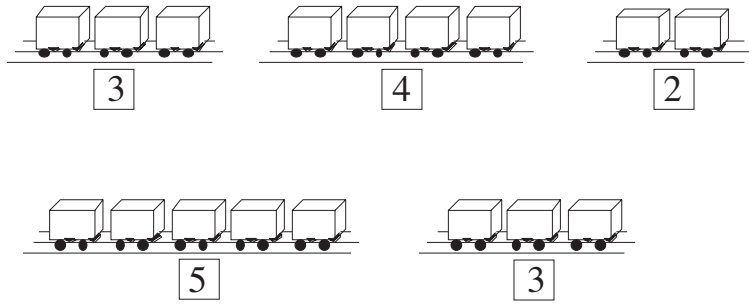
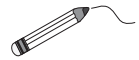
4

Complete the drawings to make the signs correct.



1

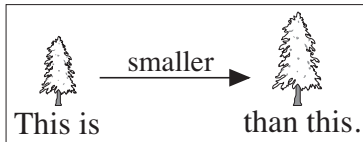
Join up the trains which are the **same** length.



Colour the **longest** train red and the **shortest** train blue.

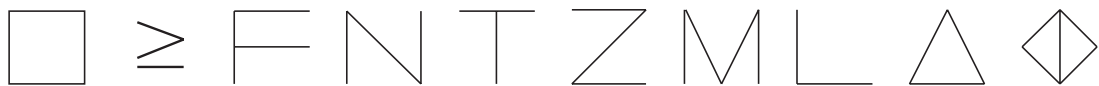
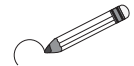
2

Complete the drawing of the tree. Draw arrows towards the **taller** tree.



3

a) Draw around the shapes which have **less** sticks than, or the **same** number of sticks as, the shape at the start of the row.



b) Draw around the shapes which have **more** sticks than, or the **same** number of sticks as, the shape at the start of the row.



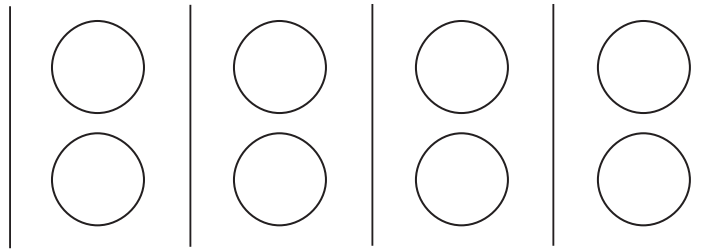
4

Colour in the houses as shown.



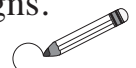
1

Show how Paul can choose **two** balls from a red ball, a white ball and a green ball.

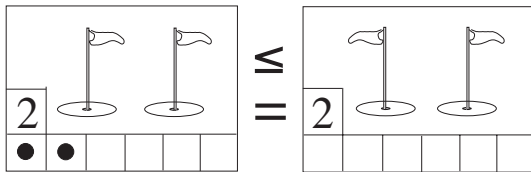


2


Draw the matching number of dots in the grid. Circle the **correct** signs.



a)

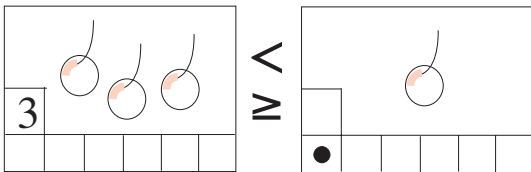


b)

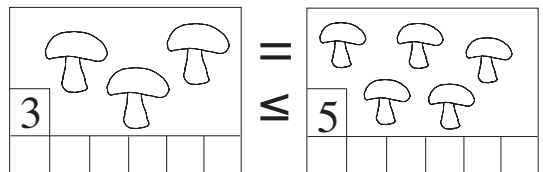


Draw the matching number of dots in the grid. Cross out the **wrong** signs.

c)

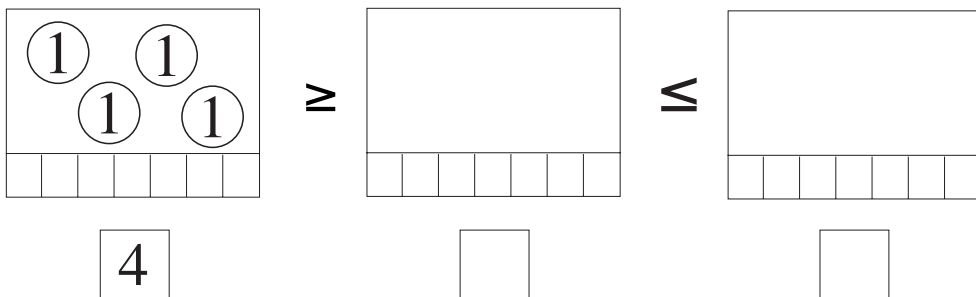


d)



3

Complete the pictures to match the signs.



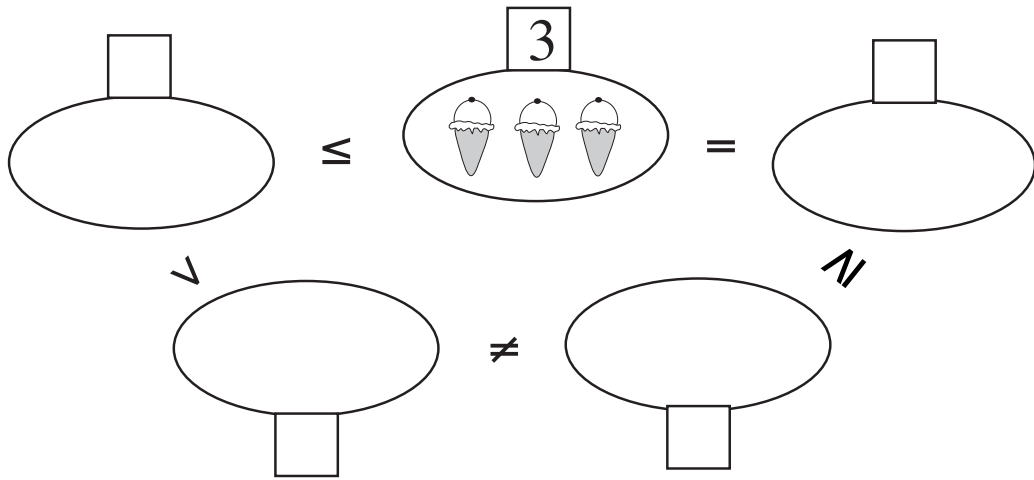
4

Show different ways to share a red ball, a white ball and a green ball between Ann and Bob.

A	(R)								
B	(W)	(G)							

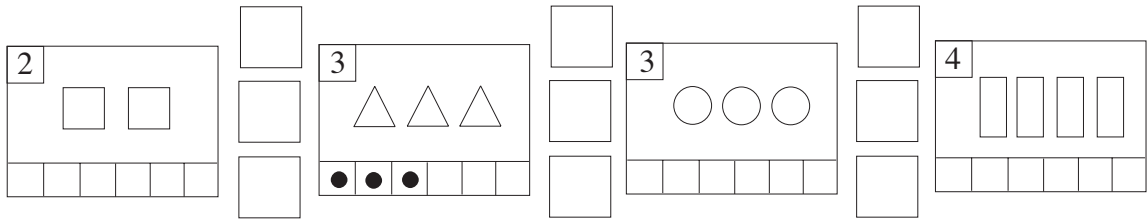
1

Complete the drawings to make the signs correct.




2

Draw matching dots in the grids and write correct signs between the pictures.







3

Continue the pattern.



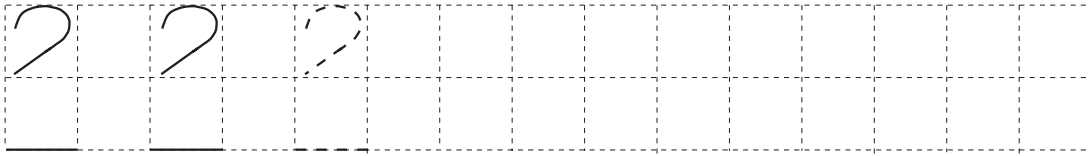
4

Draw **less** objects and **more** objects than the number in the middle.

Less		More
		
	 4	
		
	 3	

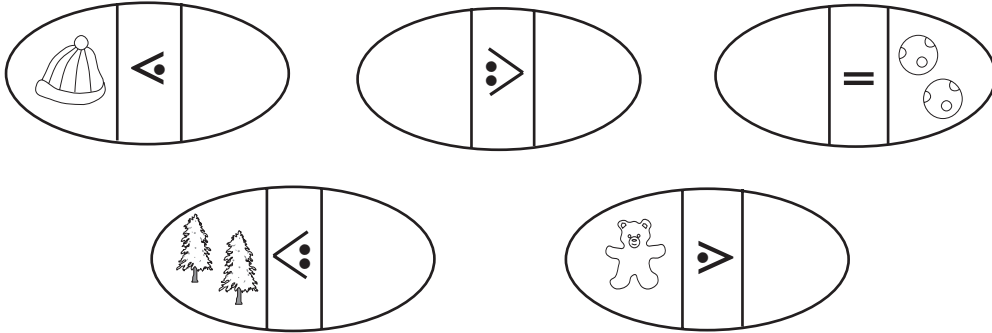
1

Continue the pattern.



2

Complete the drawings according to the signs.



3

Write the correct signs in the boxes.



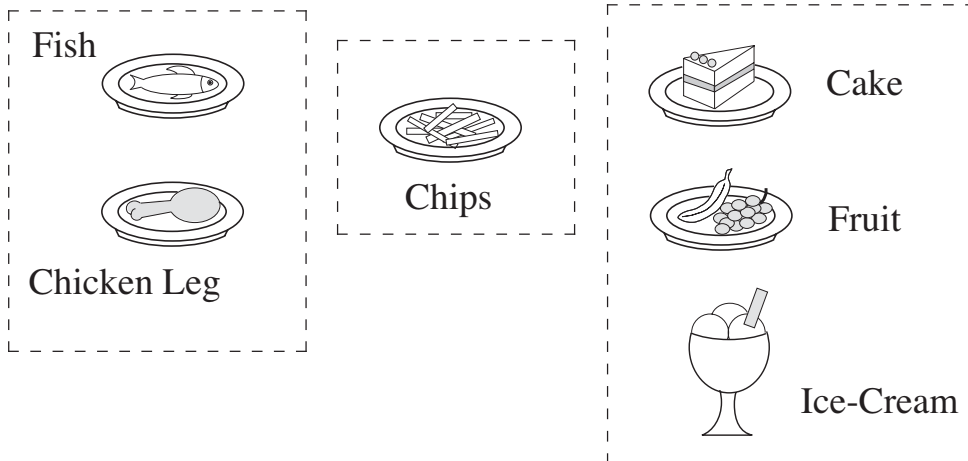
4

Continue the pattern.



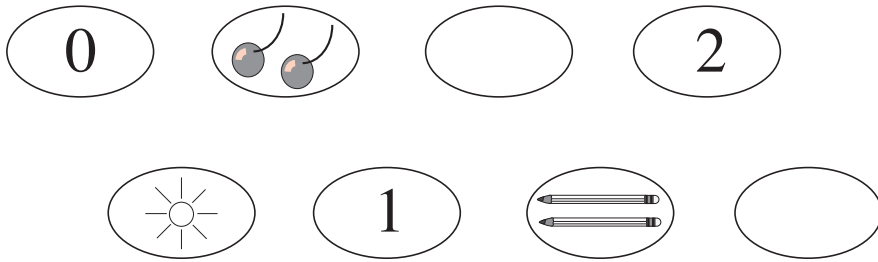
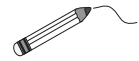
5

Show different ways to choose a meal.




1

Join up the pictures which show the same number.

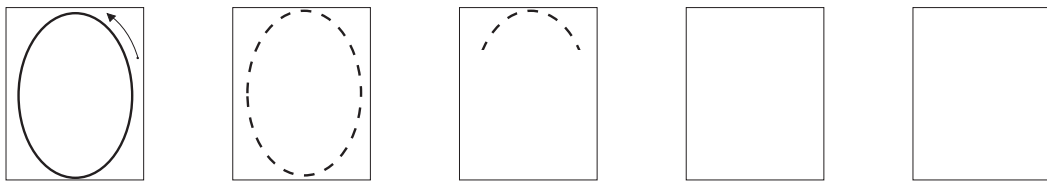


2


How many little **chicks** are in each picture? Circle the correct number.



3

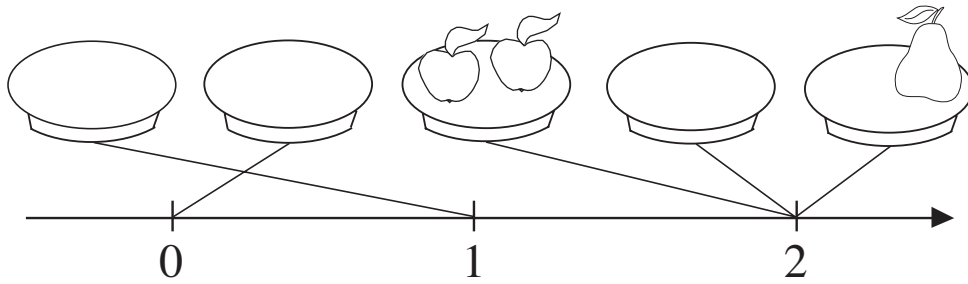


4



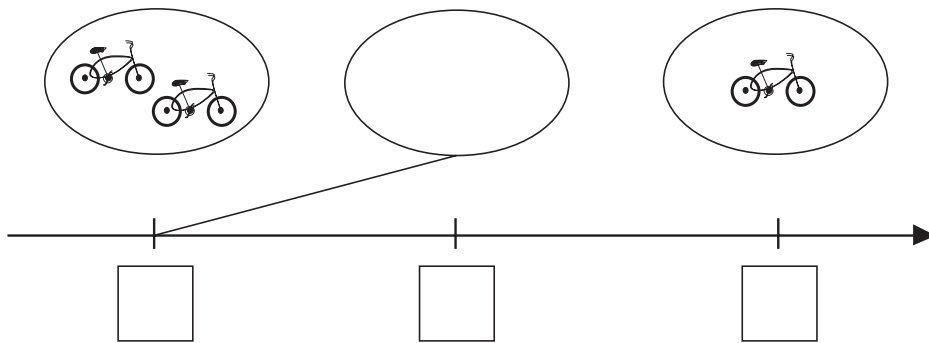
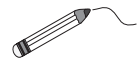
1

Complete the pictures.

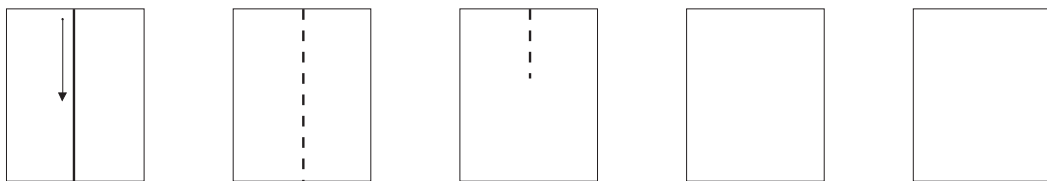


2

Write the missing numbers in the boxes under the number line.
Join the pictures to the number line.




3



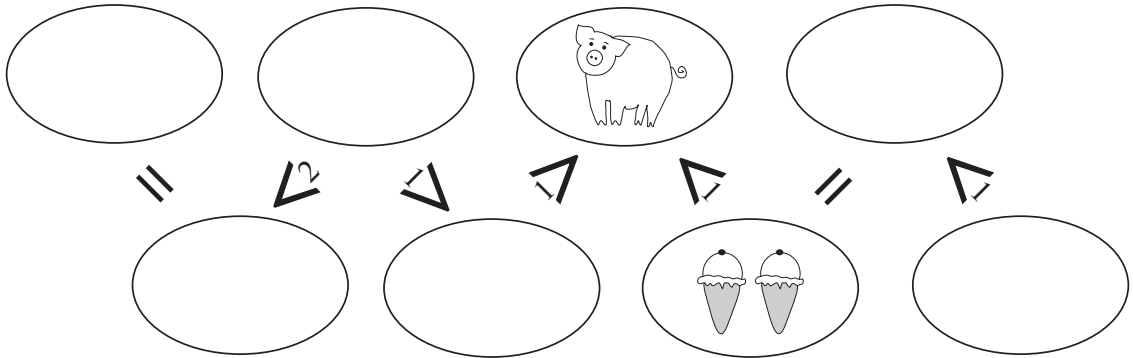
4

Write the correct numbers and signs in the boxes: 0, 2, <, >, =



1

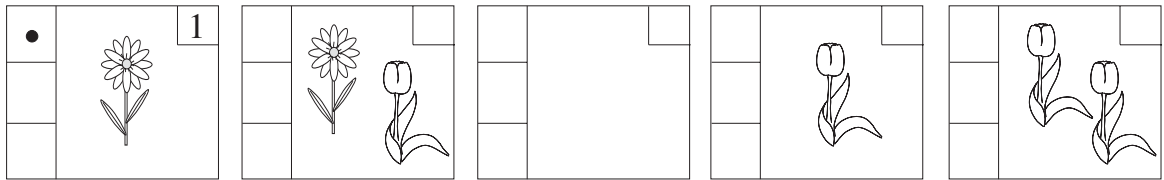
Draw a picture in each circle to make the signs correct.



2

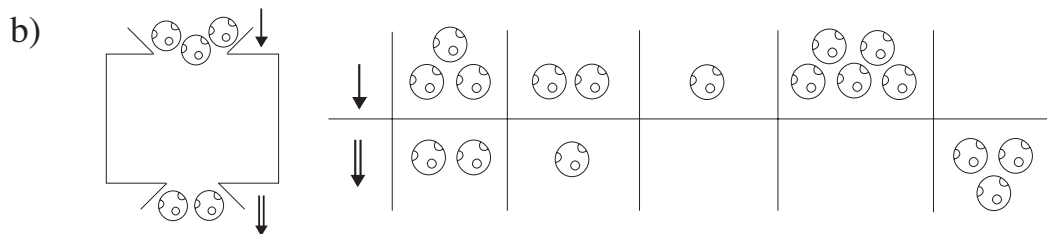
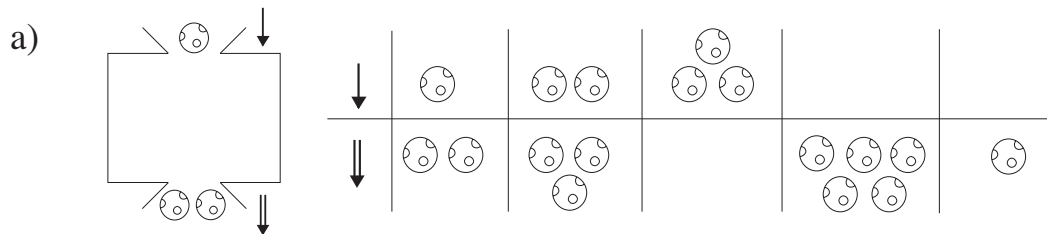
Draw the correct number of dots in the grid beside each picture.

Write the number in the box.




3

What is the machine doing? Complete the pictures.




4

Colour over the thread which could lose its bead.



1



How many balls can you see?

How many animals are there?


How many clothes are there?

Colour yellow the toy **above** the ball.

Colour red the toy to the **left** of the ball.

Colour blue the toy to the **right** of the ball.

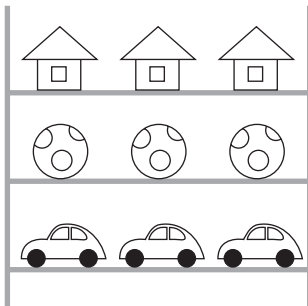
Draw the toy which is **in front of** the car.



Draw the toy which is **behind** the car.



2


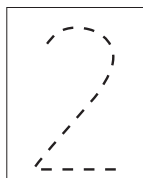
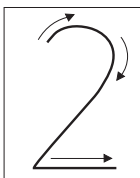


Draw one of the toys on the **top** shelf.


Colour red the first toy from the left on the **middle** shelf.

Colour green the second toy from the right on the **bottom** shelf.

3

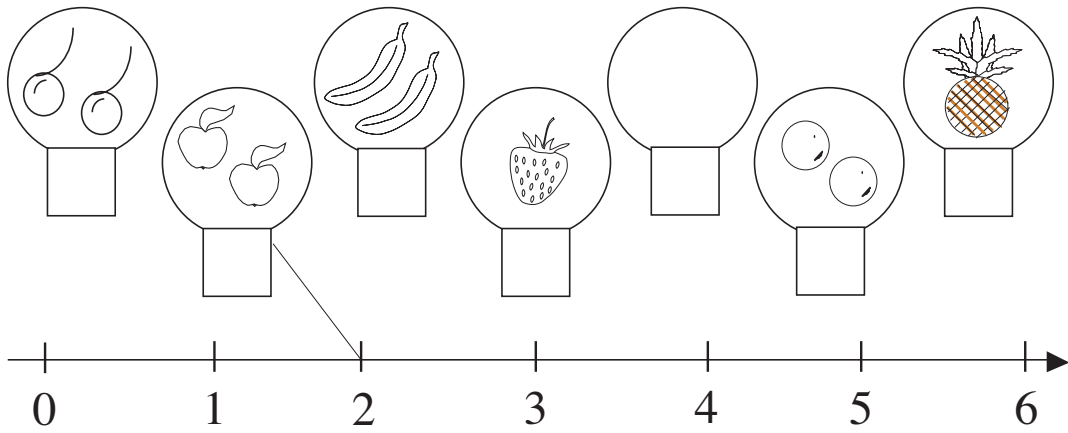
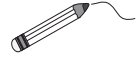


4



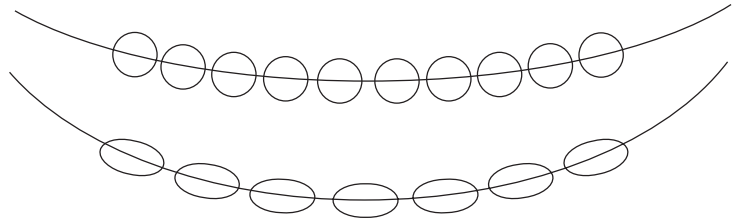
1

Join the pictures to the corresponding point on the number line.
Write the numbers below the pictures.



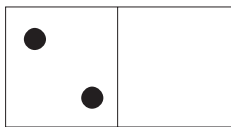
2

Colour the necklace which has **more** beads.

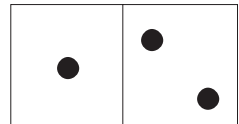
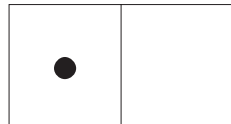
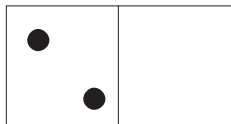
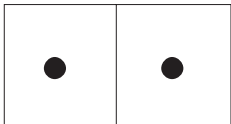
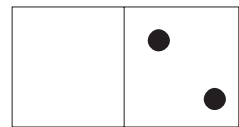
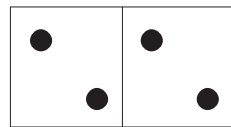

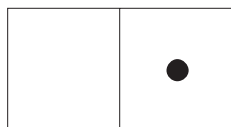


3

Compare the two parts of each domino. Write it down using numbers and signs.

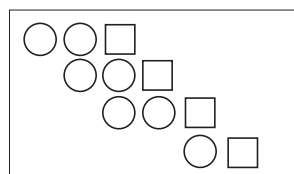
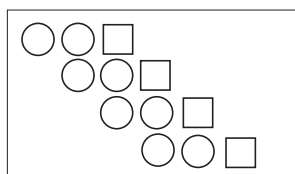


$$2 > 0$$






4

Colour the row which is different.



1

Complete the right-hand side of each picture to match the numbers and signs.



$1 < 1$

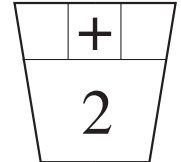
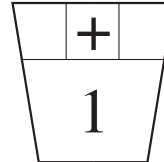
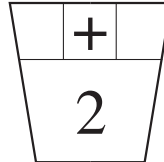
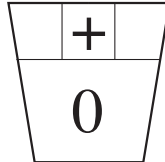
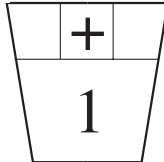
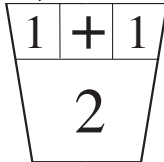
$2 > 1$

$< 2 2$

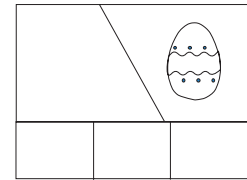


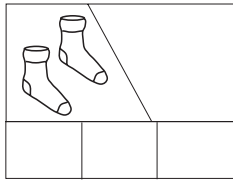
$2 =$

2

Draw flowers in the pots to match the numbers. Use different ways.

**3**

Write down additions which describe the pictures.

**4**

Fill in the missing numbers.

$0 + 0 = \square$

$0 + 1 = \square$

$0 + 2 = \square$

$1 + 0 = \square$

$1 + 1 = \square$

$2 + 0 = \square$

5

Fill in the missing numbers.

$\square = 0 + 1$

$\square = 1 + 1$

$\square = 2 + 1$


$\square = 0 + 0$

$\square = 0 + 2$


$\square = 1 + 0$

1


Complete the equations to match the pictures.




$1 + 1 = \square$



$2 - 1 = \square$



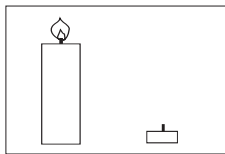
$0 + \square = \square$



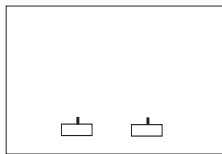
$2 - \square = \square$

2

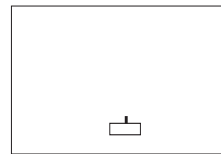
What do the pictures tell you? Complete the subtractions.



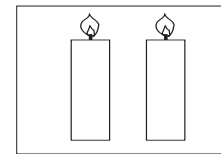
$\square - 1 = 1$



$\square - 2 = 0$



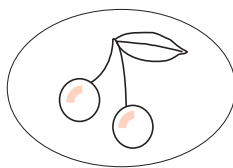
$\square - 1 = 0$



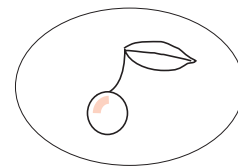
$\square - 0 = 2$

3

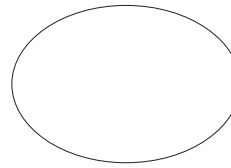
What do the pictures tell you? Complete the subtractions.



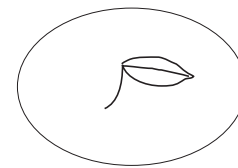
$2 - \square = 2$



$1 - \square = 1$



$0 - \square = 0$



$1 - \square = 0$

4

Fill in the missing numbers.

$0 - 0 = \square$

$2 - 0 = \square$

$1 - 0 = \square$

$2 - 1 = \square$

$1 - 1 = \square$

$2 - 2 = \square$

$\square = 2 - 1$

$\square = 2 - 2$

$\square = 0 - 0$

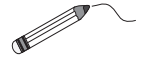
$\square = 1 - 0$

$\square = 1 - 0$

$\square = 2 - 0$

1

Join each domino to the matching addition and to the correct point on the number line.



A number line from 0 to 5 with tick marks at each integer. Below the number line are six dominoes and six addition equations.

$0 + 2$	$0 + 0$	$0 + 1$	$2 + 0$	$1 + 0$	$1 + 1$

2

Write the answers in the boxes. Display the equations by drawing sticks.

a) $1 + 1 = \square$

b) $2 + 0 = \square$

c) $0 + 1 = \square$

d) $2 - 2 = \square$

e) $1 - 0 = \square$

3

Complete the subtractions to match the pictures.

$2 - 1 = \square$	$1 - \square = 0$	$\square - 1 = 1$	$\square - \square = \square$


4

Solve:


$0 + 0 = \square$	$1 + 0 = \square$	$2 + 0 = \square$
$0 + 1 = \square$	$1 + 1 = \square$	$2 + 1 = \square$
$0 + 2 = \square$	$1 + 2 = \square$	$2 + 2 = \square$

1


Colour in as many pears as will make the inequality true.



$$0 < \square$$



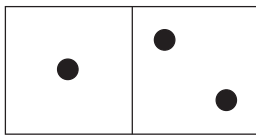
$$1 > \square$$



$$1 < \square$$

2


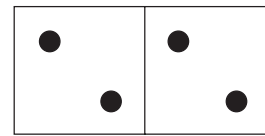
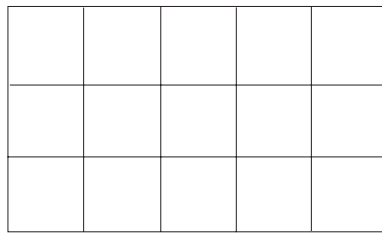
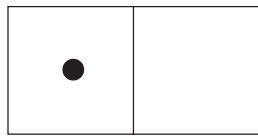
Compare the two sides of each domino. Write it down in different ways.



$$1 < \square$$

$$1 + 1 = \square$$

$$2 - \square = 1$$



3

Fill in the missing numbers.

$$0 + \square = 0$$

$$\square + 1 = 2$$

$$1 - \square = 1$$

$$0 + \square = 1$$

$$2 + \square = 2$$

$$\square - 2 = 0$$

$$\square + 0 = 2$$

$$0 - \square = 0$$

$$\square - 1 = 1$$

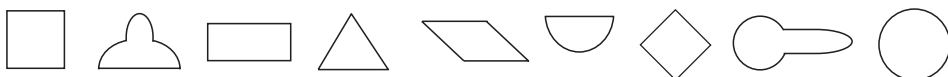
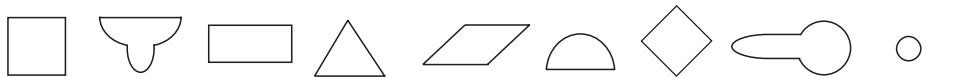
$$1 + \square = 1$$

$$2 - \square = 1$$

$$\square - 0 = 1$$

4

Colour in any shape in the bottom row which is **different** from the one above it.



1

Fill in the missing numbers.

$0 = 0 + \square$

$1 = 1 + \square$

$1 = 0 + \square$

$2 = 1 + \square$

$2 = 0 + \square$

$1 = \square + 0$

2

Fill in the missing numbers.

$2 = 2 - \square$

$1 = 1 - \square$

$0 = \square - 0$

$1 = \square - 0$

$1 = 2 - \square$

$0 = 1 - \square$

$0 = \square - 1$

$1 = \square - 1$

$0 = 2 - \square$

$0 = \square - 2$

3

Fill in the missing numbers.

a) $1 \xrightarrow{+1} \square \xrightarrow{-1} \square \xrightarrow{+0} \square \xrightarrow{+1} \square \xrightarrow{-1} \square$

b) $2 \xrightarrow{-1} \square \xrightarrow{+1} \square \xrightarrow{-0} \square \xrightarrow{+0} \square \xrightarrow{-1} \square$

c) $0 \xrightarrow{+1} \square \xrightarrow{+1} \square \xrightarrow{+0} \square \xrightarrow{-1} \square \xrightarrow{+1} \square$

4

What number makes each statement true?

a) $2 - 1 > \square$

b) $\square = 1 + 1$

$0 + 1 < \square$

$\square > 0 + 0$

$1 + 1 > \square$

$\square < 2 + 0$

$1 + 0 > \square$

$\square > 1 - 1$

1

a) Which numbers have been covered up?

$1 + \text{[hand]}$	$0 + 2$	$2 - 1$	$1 + \text{[hand]}$
└──────────┘		└──────────┘	
┆		┆	
$\text{[hand]} = \square$		$\text{[hand]} = \square$	

b) Write down the equation for each balance with a hand.

--	--

2

Compare the numbers. Write the correct signs in the boxes: <, >, =

a) $1 \square 2$	b) $1 + 1 \square 2$	c) $2 - 1 \square 2$
$2 \square 0$	$1 + 0 \square 2$	$2 - 2 \square 1$
$0 \square 1$	$1 + 1 \square 1$	$2 - 1 \square 1$

3

Fill in the missing numbers. Show what the **lower** arrows mean.

a) $1 \xleftarrow{+1} \square$	b) $2 \xleftarrow{-1} \square$	c) $2 \xleftarrow{-2} \square$	d) $0 \xleftarrow{+2} \square$
--------------------------------	--------------------------------	--------------------------------	--------------------------------

4

Which number has been covered up?

$0 + 2 = \text{[hand]}$	$2 - \text{[hand]} = 1$	$1 + 1 = \text{[hand]}$	$\text{[hand]} - 1 = 1$
$\text{[hand]} = \square$	$\text{[hand]} = \square$	$\text{[hand]} = \square$	$\text{[hand]} = \square$

5

Which number makes each statement true?

a) $2 + 0 = \square + 2$	b) $0 + 1 = \square - 1$
--------------------------	--------------------------

1

Write the missing numbers in the boxes.

$$1 \xrightarrow{+\square} 2 \xrightarrow{+0} \square \xrightarrow{-\square} 0 \xrightarrow{-0} \square \xrightarrow{+\square} 1 \xrightarrow{-0} \square$$

2

Write the correct sign in each box.

$$2 - 1 \quad \square \quad 1 + 1$$

$$2 - 2 \quad \square \quad 1 - 1$$

$$0 + 2 \quad \square \quad 1 + 1$$

$$2 - 0 \quad \square \quad 1 + 0$$

3

Write the correct number in each box.

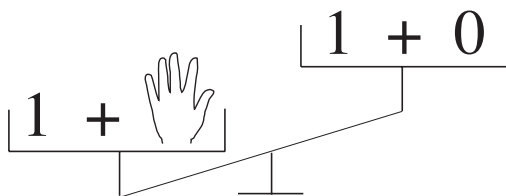
$$\text{a) } 1 + 1 < 2 + \square \qquad \text{b) } 0 + 1 = \square - 1$$

$$\text{c) } 2 - 2 < 0 + \square \qquad \text{d) } 2 - 0 > 2 - \square$$

4

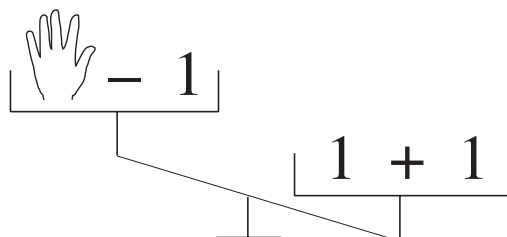
Which numbers might be covered up?

a)



$$\text{[hand icon]} = \square$$

b)



$$\text{[hand icon]} = \square$$