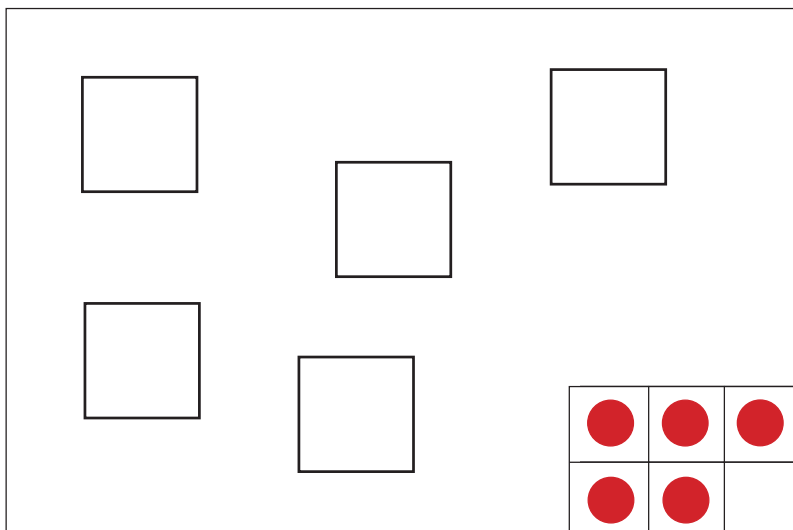
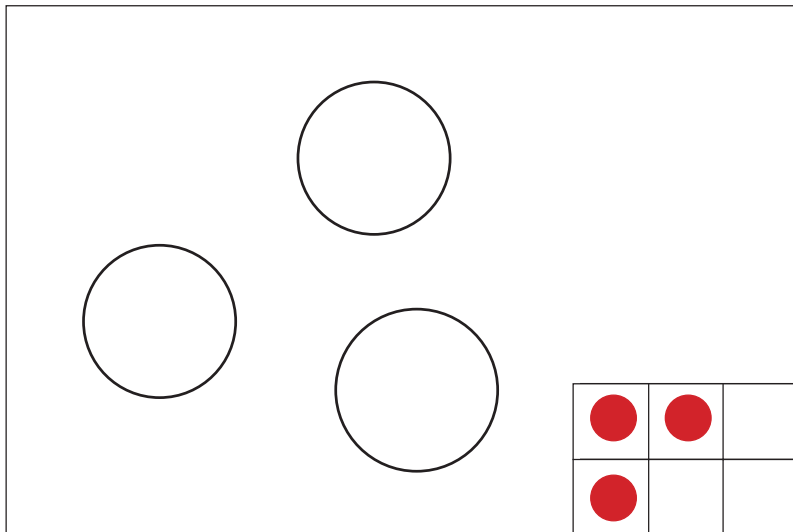
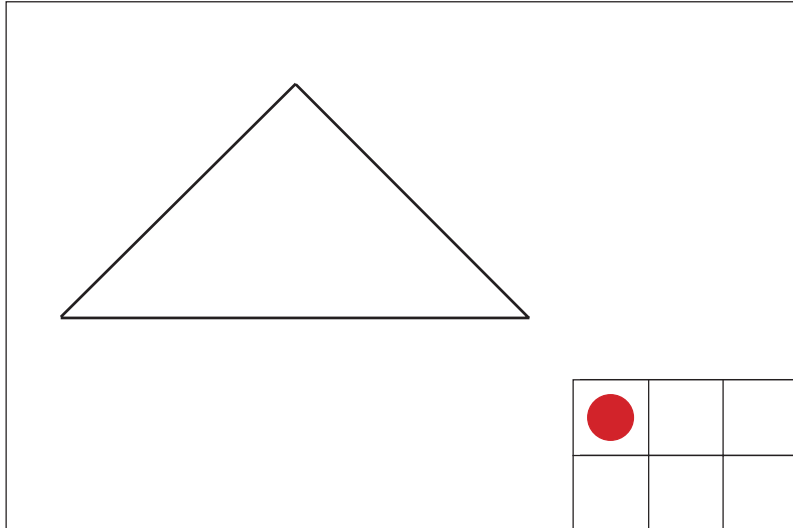


**1**

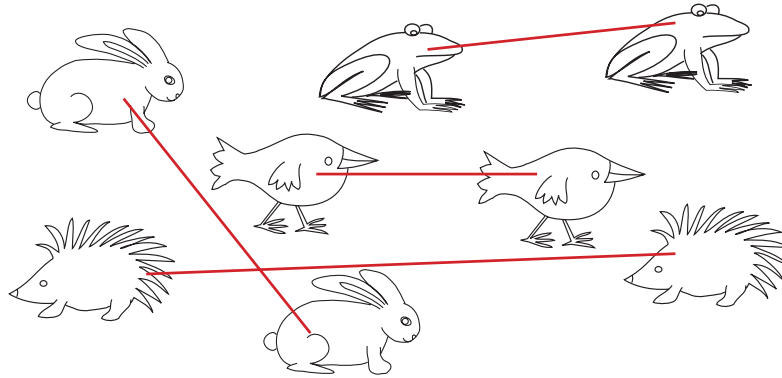
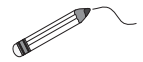
Draw a dot in a box for every shape in each picture.



**1**


Draw lines to match up each **pair** of animals.

Colour the animals from each pair in the **same** colour.




Draw a dot in a box for every **pair** of animals.

Lines drawn joining pairs of animals.



**2**

Colour the **same** vehicles in the **same** colours.



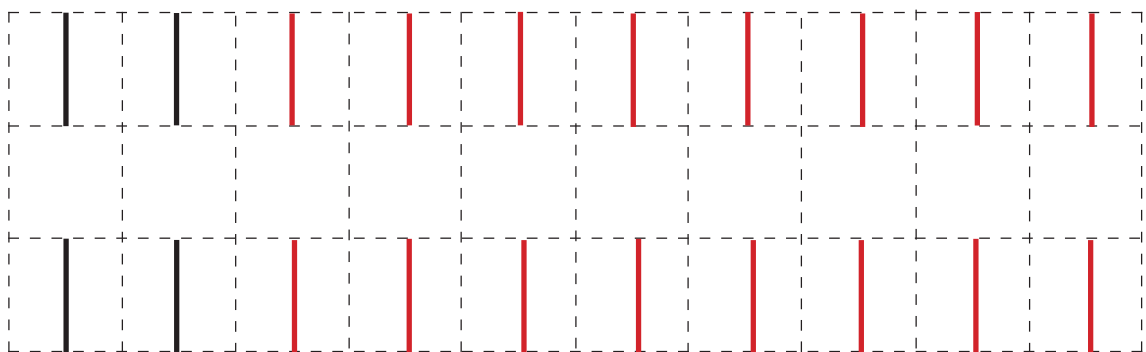
Draw a dot in a box for every **lorry** in the picture.

There are only 2 pairs of identical vehicles.



**3**

Continue the pattern.



1

Colour the **longest** pencil yellow.



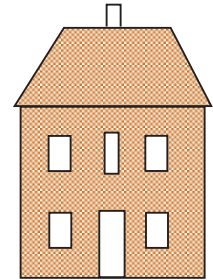
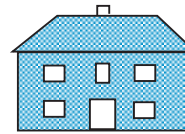
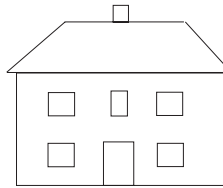
Colour the **shortest** pencil green.



2

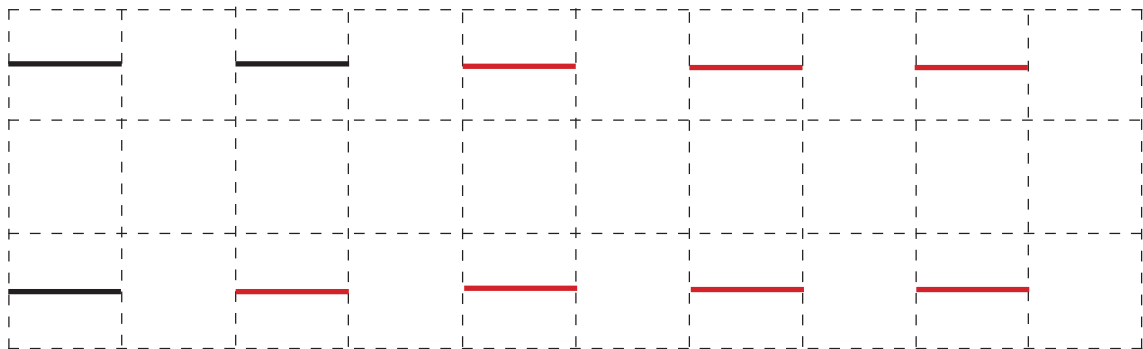
Colour the **tallest** house red.

Colour the **smallest** house blue.




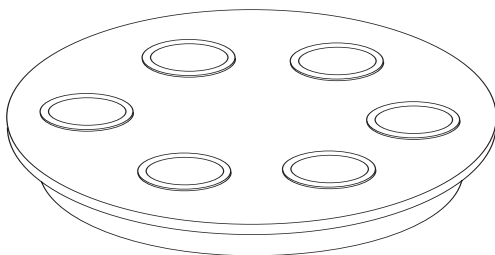
3

Continue the pattern.



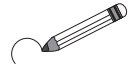
4

Colour blue as many glasses as there are plates on the table.








1

Circle the car which does not match.



2

Colour the **same** animals in the **same** colour.



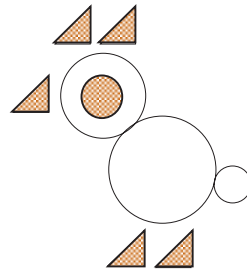
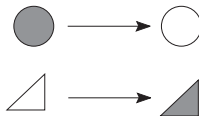
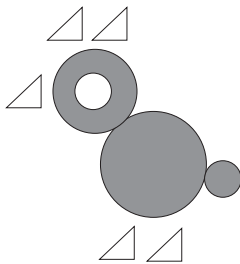
3

Continue the shading pattern.



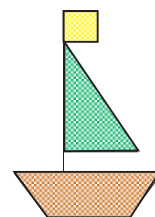
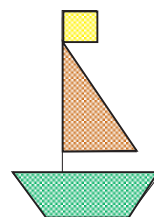
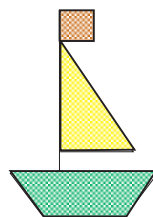
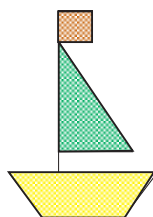
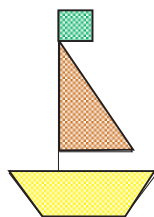
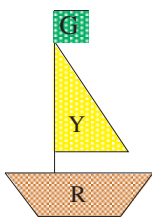
4

Change the shading as shown.



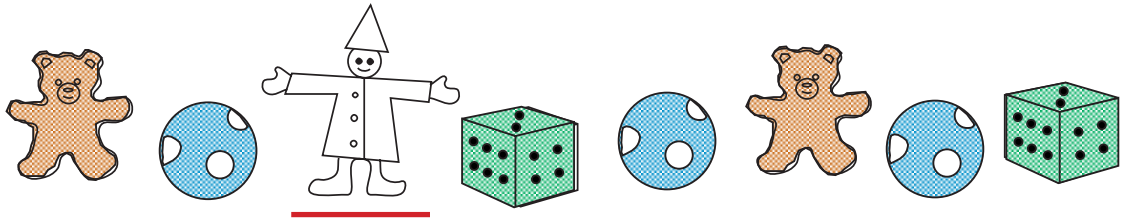
5

Colour the boats in different ways. Use green, yellow and red.



1

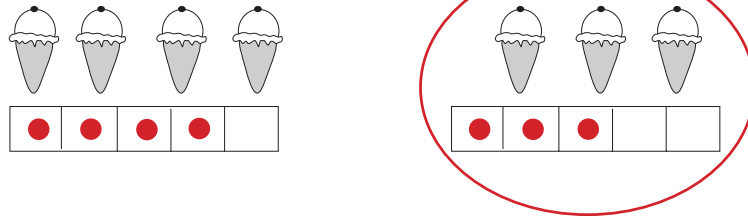
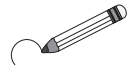
Colour the **same** toys in the **same** colour.



Draw a      line beneath the toy of which there is only one.

2

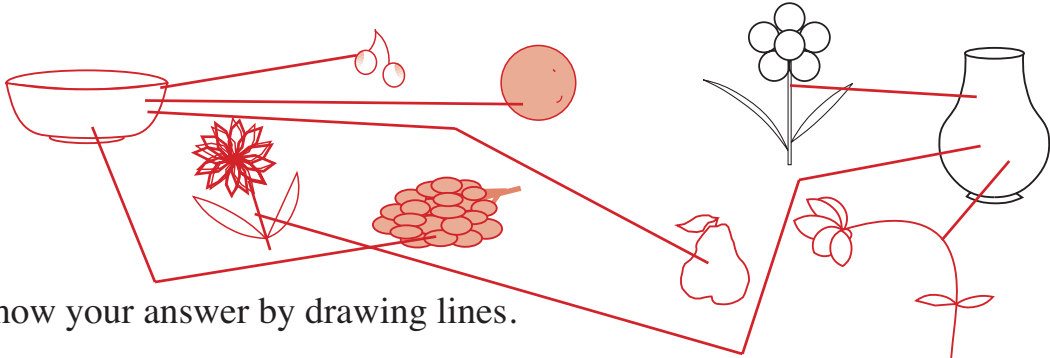
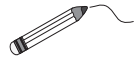
Draw around the group which has **less** ice-creams.



Draw as many dots in the grids as there are ice-creams.

3


Where would you put the fruit and where would you put the flowers?



Show your answer by drawing lines.

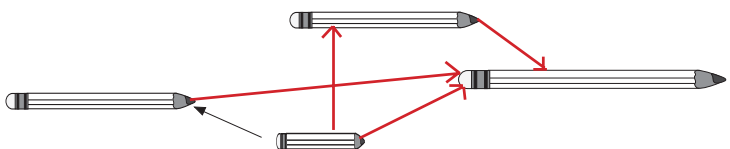
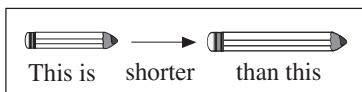
4

Colour in the first 4 shapes as shown. Continue the colouring pattern.



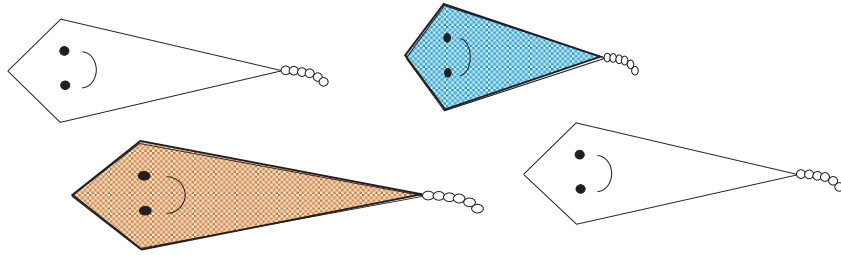
5

Draw in the missing arrows.




1

Colour the **longest** kite red and the **shortest** kite blue.



2

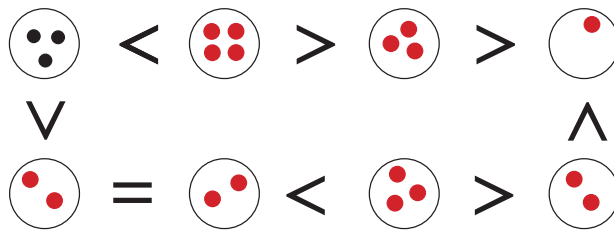
Compare the pictures. Draw around the group which has **more**.  
Draw signs: <, > or =



3

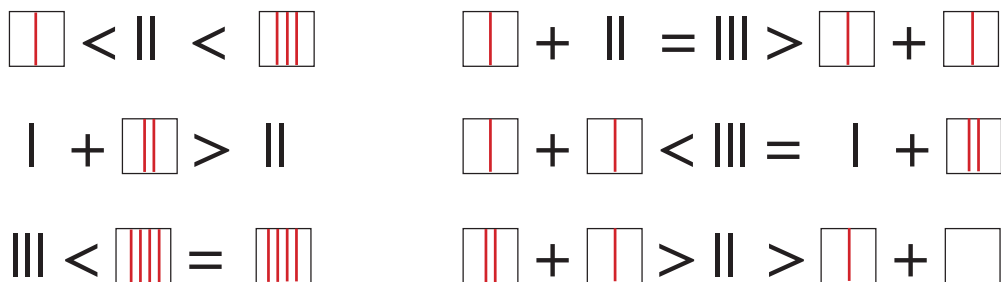
Draw dots on the balls to make the signs correct.

E.g:



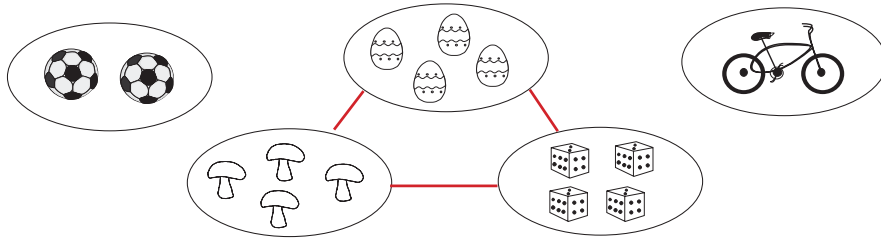
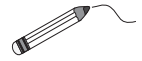
4

Draw lines in the boxes so that the signs are correct.




1

Join up the pictures which have the **same** number of objects.



2

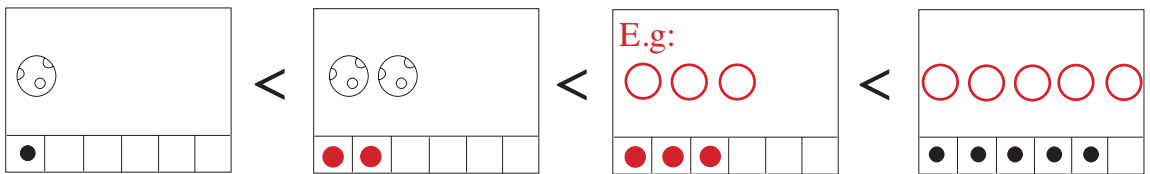
Draw as many dots in the grid as there are flowers in each picture.



Compare the pictures. Write  $>$ ,  $<$  or  $=$  between the pictures.

3

Complete the drawings to make the signs correct.



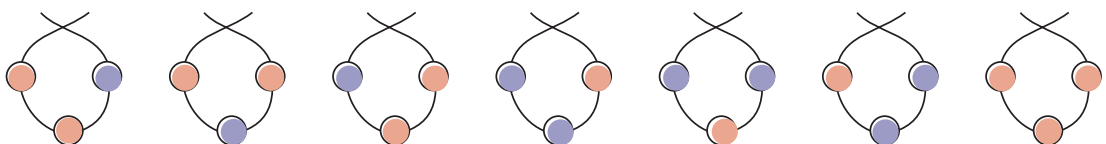
4

Complete the table.

○	○ ○	○ ○ ○	○ ○ ○ ○	○ ○ ○ ○ ○
□ □	□ □ □	□ □ □ □	□ □ □ □ □	□ □ □ □ □ □
△ △ △	△ △ △ △	△ △ △ △ △	△ △ △ △ △ △	△ △ △ △ △ △ △

5

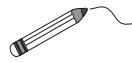
Colour the beads in different ways. Use red or blue.



or all blue

**1**

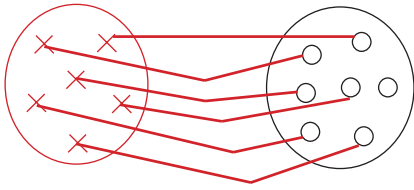
Match up the elements as shown.



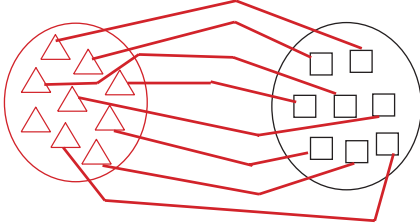
Which has more?

Write  $<$  or  $>$  in the box.

a)

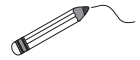


b)



**2**

Match the pictures to the correct number of dots.



**3**

Compare the pictures: use  $>$ ,  $<$ ,  $=$ ,  $\geq$  or  $\leq$

**4**

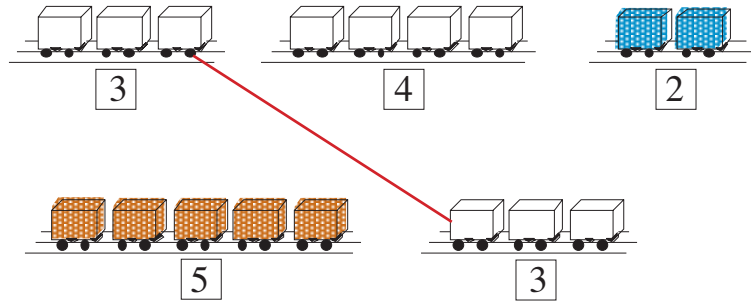
Complete the drawings to make the signs correct.

E.g:



1

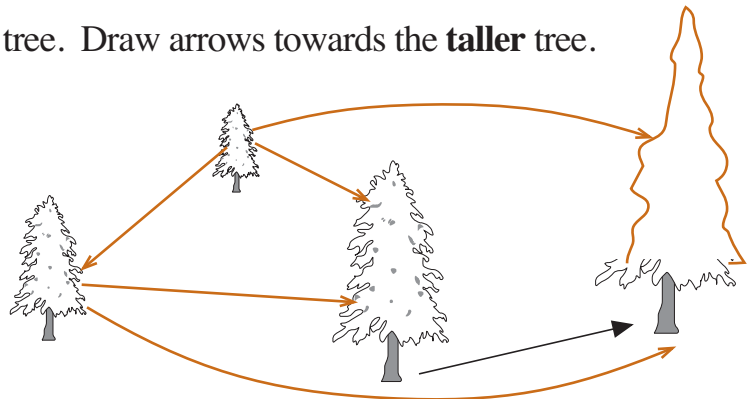
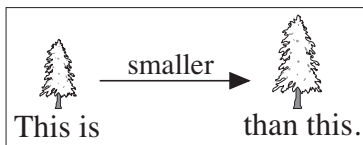
Join up the trains which are the **same** length.



Colour the **longest** train red and the **shortest** train blue.

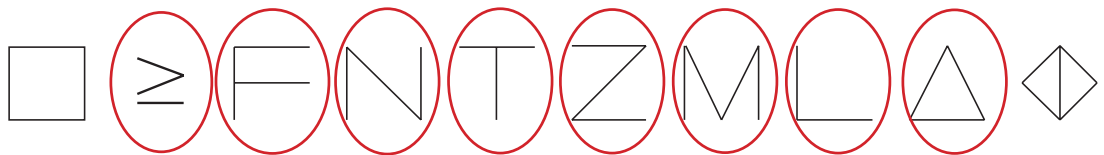
2

Complete the drawing of the tree. Draw arrows towards the **taller** tree.



3

a) Draw around the shapes which have **less** sticks than, or the **same** number of sticks as, the shape at the start of the row.



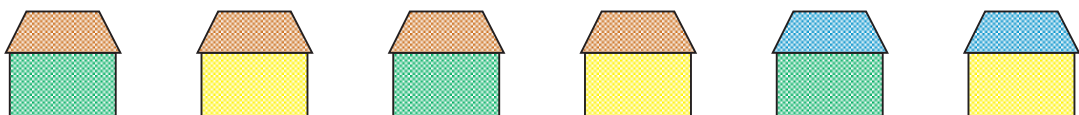
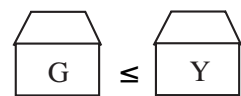
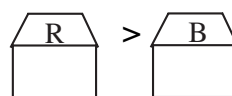
b) Draw around the shapes which have **more** sticks than, or the **same** number of sticks as, the shape at the start of the row.



4

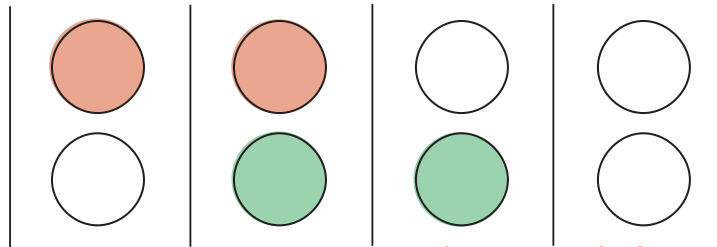
Colour in the houses as shown.

E.g:



1

Show how Paul can choose **two** balls from a red ball, a white ball and a green ball.

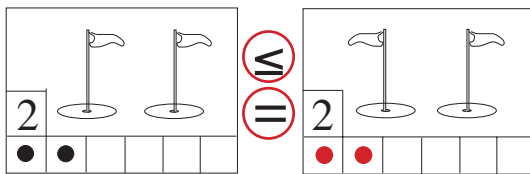


There are only 3 possibilities.

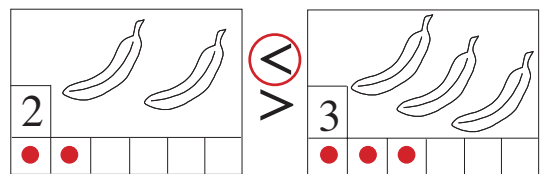
2

Draw the matching number of dots in the grid. Circle the **correct** signs.

a)

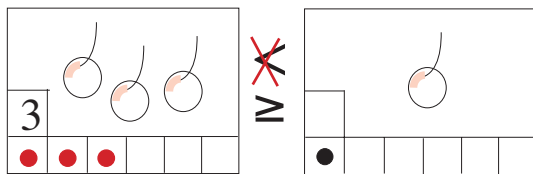


b)

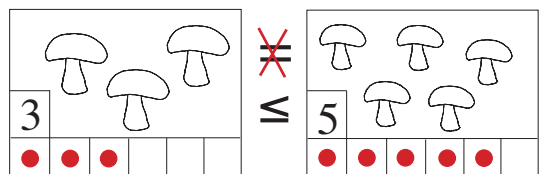


Draw the matching number of dots in the grid. Cross out the **wrong** signs.

c)

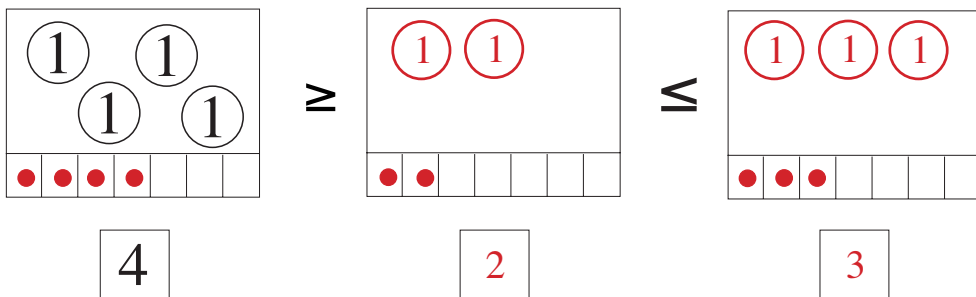


d)



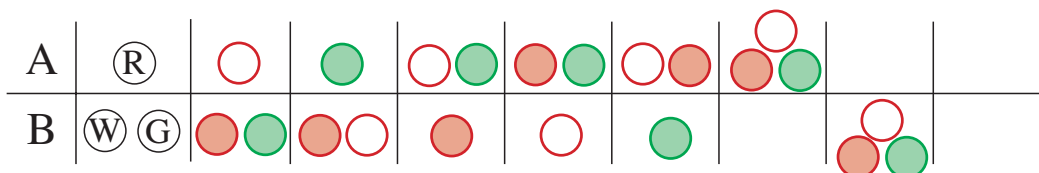
3

Complete the pictures to match the signs. E.g:



4

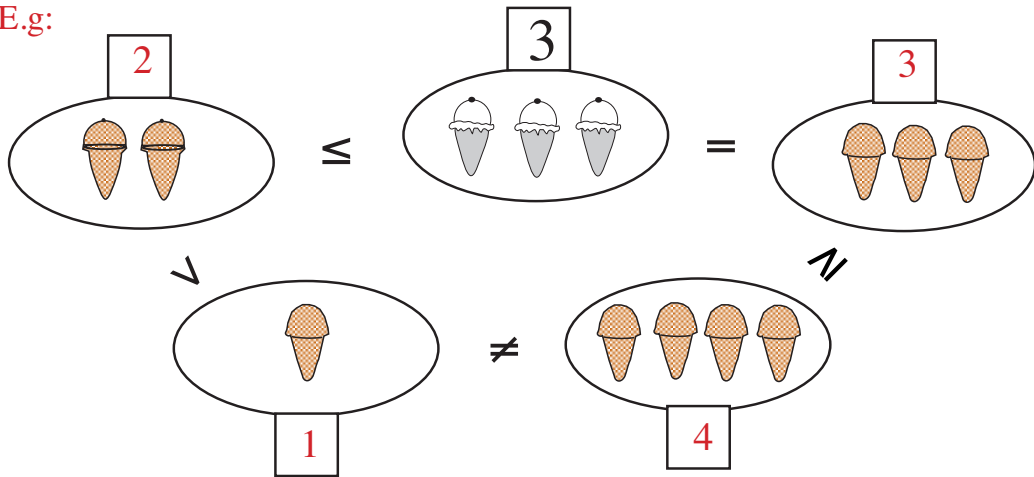
Show different ways to share a red ball, a white ball and a green ball between Ann and Bob.



1

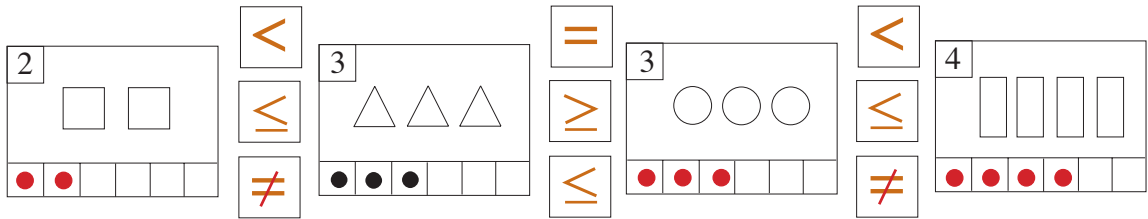
Complete the drawings to make the signs correct.

E.g:



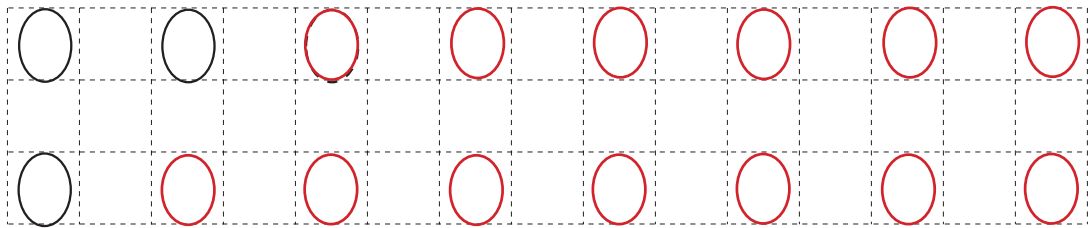
2

Draw matching dots in the grids and write correct signs between the pictures.



3

Continue the pattern.



4

Draw **less** objects and **more** objects than the number in the middle.

E.g:

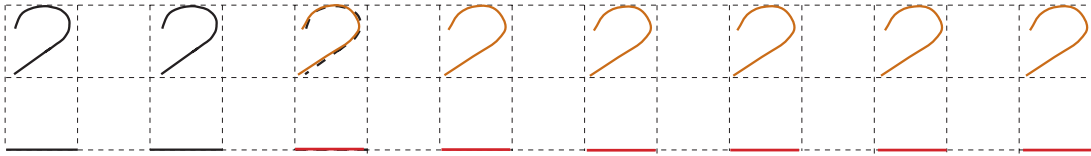
Less

More

•••   3	••••   4	•••••   5
••   2	•••   3	••••   4

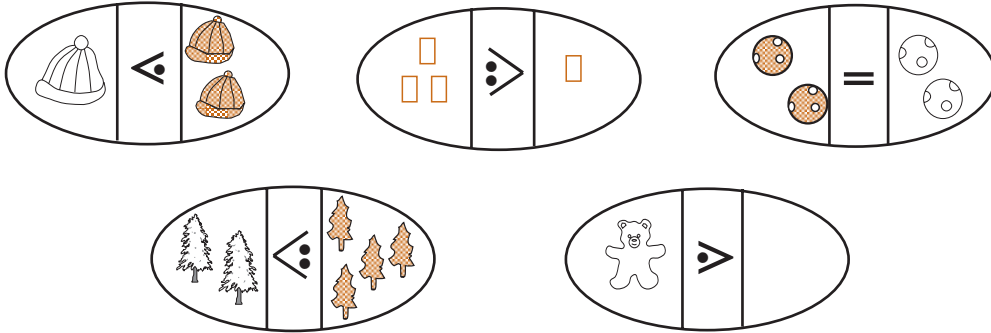
1

Continue the pattern.



2

Complete the drawings according to the signs.



3

Write the correct signs in the boxes.



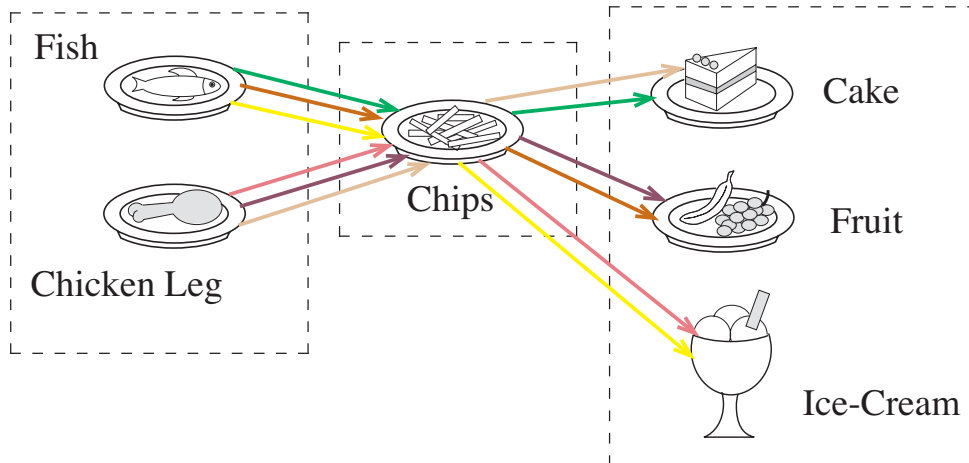
4

Continue the pattern.



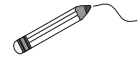
5

Show different ways to choose a meal.




1

Join up the pictures which show the same number.




2


How many little **chicks** are in each picture? Circle the correct number.




0 **1** 2




1 0 **2**



2 1 **0**



0 2 **1**



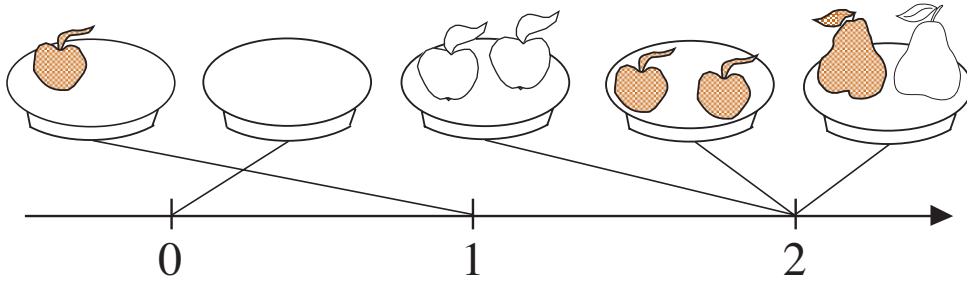
1 2 **0**

3

4

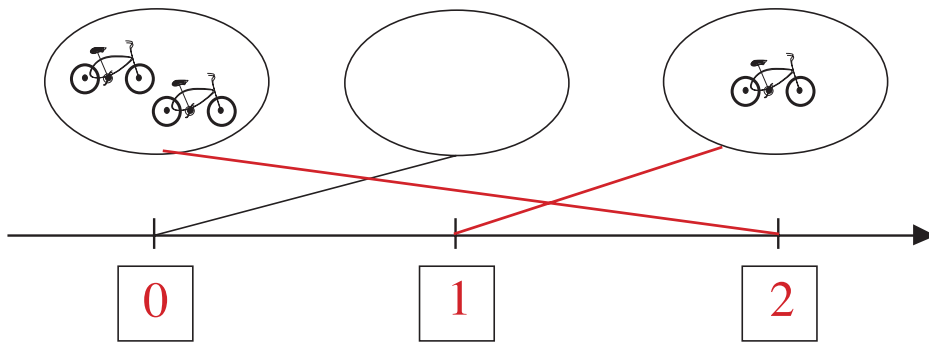
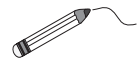
**1**

Complete the pictures.

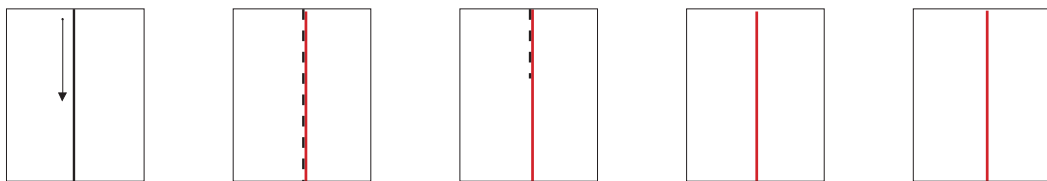


**2**

Write the missing numbers in the boxes under the number line.  
Join the pictures to the number line.




**3**



**4**


Write the correct numbers and signs in the boxes: 0, 2, <, >, =



1 < 2 = 2 > 0 < 1 < 2

**1**

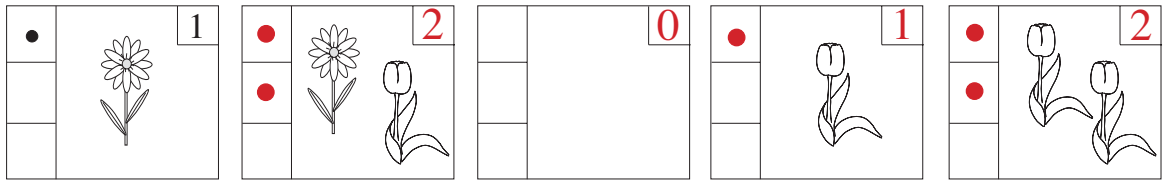
Draw a picture in each circle to make the signs correct.



**2**

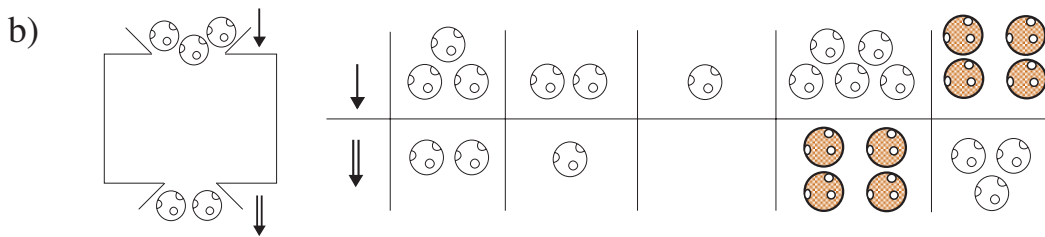
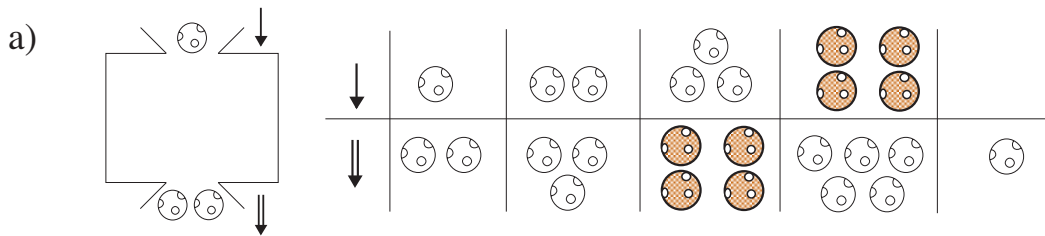
Draw the correct number of dots in the grid beside each picture.

Write the number in the box.



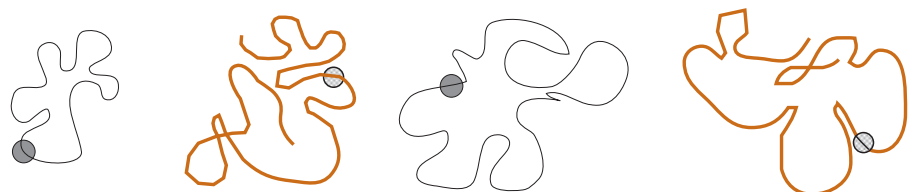
**3**

What is the machine doing? Complete the pictures.




**4**

Colour over the thread which could lose its bead.



1



How many balls can you see?

1

How many animals are there?

1

How many clothes are there?

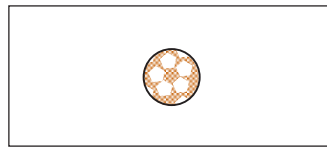
1

Colour yellow the toy **above** the ball.

Colour red the toy to the **left** of the ball.

Colour blue the toy to the **right** of the ball.

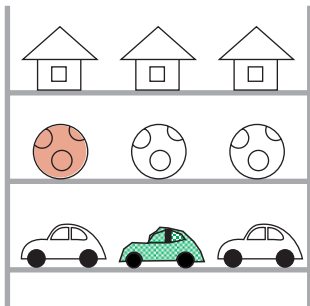
Draw the toy which is **in front of** the car.



Draw the toy which is **behind** the car.



2



Draw one of the toys on the **top** shelf.



Colour red the first toy from the left on the **middle** shelf.

Colour green the second toy from the right on the **bottom** shelf.

3



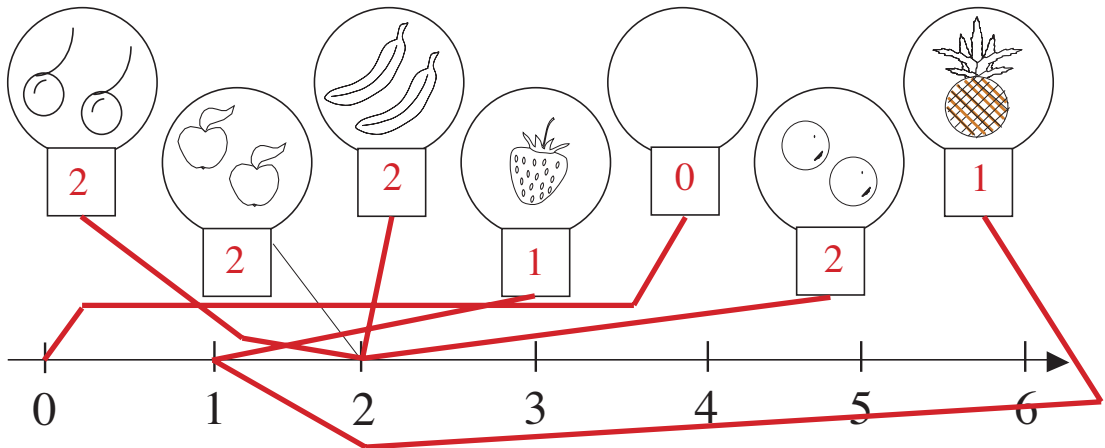
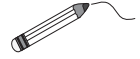
4





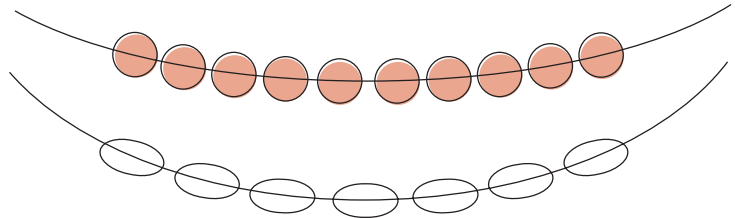
1

Join the pictures to the corresponding point on the number line.  
Write the numbers below the pictures.



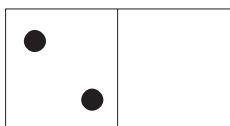
2

Colour the necklace which has **more** beads.



3

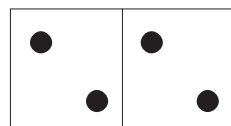
Compare the two parts of each domino. Write it down using numbers and signs.



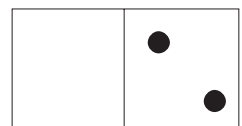
$$2 > 0$$



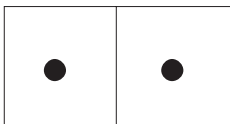
$$0 < 1$$



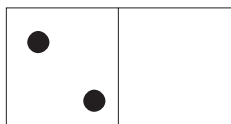
$$2 = 2$$



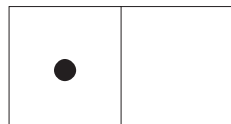
$$0 < 2$$



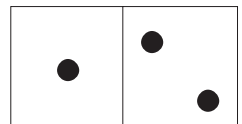
$$1 = 1$$



$$2 > 0$$



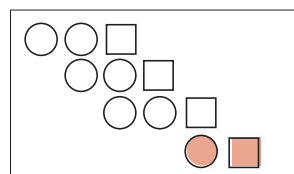
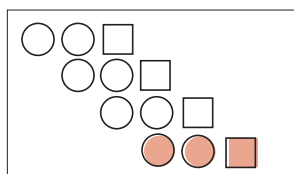
$$1 > 0$$



$$1 < 2$$

4

Colour the row which is different.



**1**


Complete the right-hand side of each picture to match the numbers and signs.



$$1 < 2$$



$$2 > 1$$



$$0 < 2$$



$$2 = 2$$

**2**

Draw flowers in the pots to match the numbers. Use different ways.



$$1 + 1 = 2$$




$$0 + 1 = 1$$


$$0 + 0 = 0$$



$$0 + 2 = 2$$




$$1 + 0 = 1$$



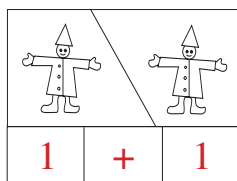
$$2 + 0 = 2$$

**3**


Write down additions which describe the pictures.



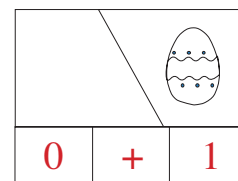
$$2 + 0$$



$$1 + 1$$



$$1 + 0$$



$$0 + 1$$

**4**

Fill in the missing numbers.

$$0 + 0 = 0$$

$$0 + 1 = 1$$

$$0 + 2 = 2$$

$$1 + 0 = 1$$

$$1 + 1 = 2$$

$$2 + 0 = 2$$

**5**

Fill in the missing numbers.

$$1 = 0 + 1$$

$$2 = 1 + 1$$

$$3 = 2 + 1$$


$$0 = 0 + 0$$

$$2 = 0 + 2$$


$$1 = 1 + 0$$

**1**


Complete the equations to match the pictures.




$$1 + 1 = 2$$



$$2 - 1 = 1$$



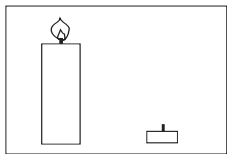
$$0 + 2 = 2$$



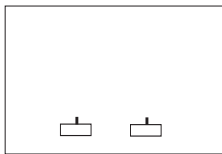
$$2 - 2 = 0$$

**2**

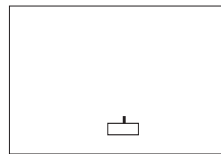
What do the pictures tell you? Complete the subtractions.



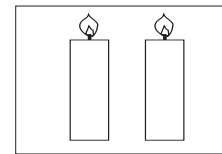
$$2 - 1 = 1$$



$$2 - 2 = 0$$




$$1 - 1 = 0$$



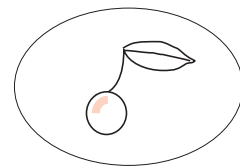
$$2 - 0 = 2$$

**3**

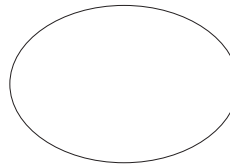
What do the pictures tell you? Complete the subtractions.



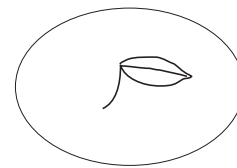
$$2 - 0 = 2$$



$$1 - 0 = 1$$



$$0 - 0 = 0$$



$$1 - 1 = 0$$

**4**

Fill in the missing numbers.

$$0 - 0 = 0$$

$$2 - 0 = 2$$

$$1 - 0 = 1$$

$$2 - 1 = 1$$

$$1 - 1 = 0$$

$$2 - 2 = 0$$

$$1 = 2 - 1$$

$$0 = 2 - 2$$

$$0 = 0 - 0$$

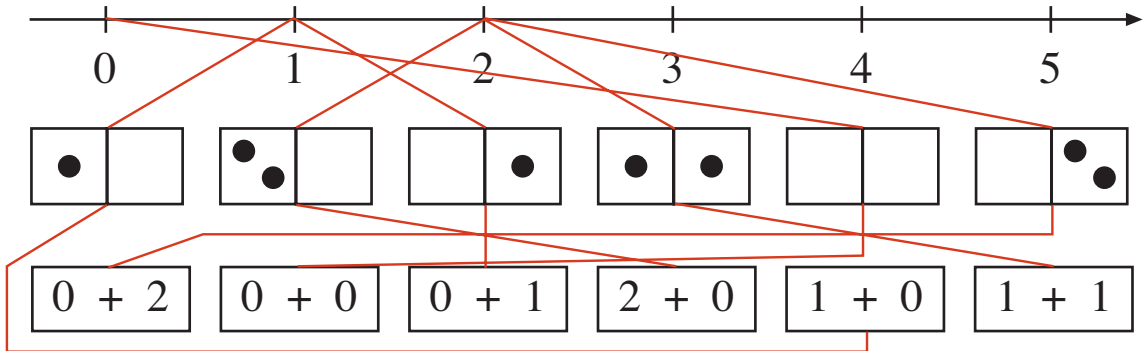
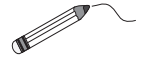
$$1 = 1 - 0$$

$$1 = 1 - 0$$

$$2 = 2 - 0$$

**1**

Join each domino to the matching addition and to the correct point on the number line.



**2**

Write the answers in the boxes. Display the equations by drawing sticks.

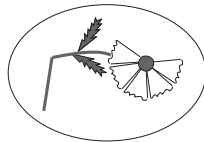
- a)  $1 + 1 =$
- b)  $2 + 0 =$
- c)  $0 + 1 =$
- d)  $2 - 2 =$
- e)  $1 - 0 =$

**3**


Complete the subtractions to match the pictures.



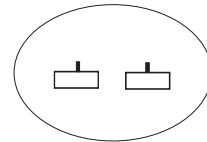
$2 - 1 =$



$1 -$    $= 0$



$- 1 = 1$




$-$    $= 0$

**4**


- Solve:
- |  |  |  |
|--|--|--|
| $0 + 0 =$ <input type="text" value="0"/> | $1 + 0 =$ <input type="text" value="1"/> | $2 + 0 =$ <input type="text" value="2"/> |
| $0 + 1 =$ <input type="text" value="1"/> | $1 + 1 =$ <input type="text" value="2"/> | $2 + 1 =$ <input type="text" value="3"/> |
| $0 + 2 =$ <input type="text" value="2"/> | $1 + 2 =$ <input type="text" value="3"/> | $2 + 2 =$ <input type="text" value="4"/> |

**1**

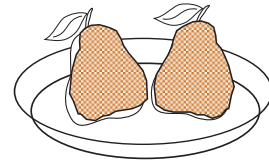
Colour in as many pears as will make the inequality true.



$$0 < \boxed{1}$$



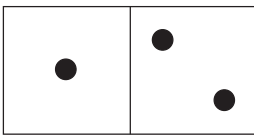
$$1 > \boxed{0}$$



$$1 < \boxed{2}$$

**2**

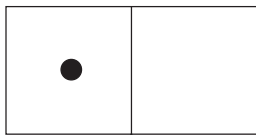
Compare the two sides of each domino. Write it down in different ways.



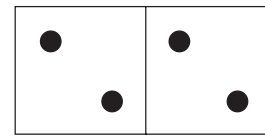
$$1 < \boxed{2}$$

$$1 + 1 = \boxed{2}$$

$$2 - \boxed{1} = 1$$



1	+	0	=	1
1	>	0		
1	-	0	=	1



2	=	2		
2	+	2	=	4
2	-	2	=	0

**3**

Fill in the missing numbers.

$$0 + \boxed{0} = 0$$

$$\boxed{1} + 1 = 2$$

$$1 - \boxed{0} = 1$$

$$0 + \boxed{1} = 1$$

$$2 + \boxed{0} = 2$$

$$\boxed{2} - 2 = 0$$

$$\boxed{2} + 0 = 2$$

$$0 - \boxed{0} = 0$$

$$\boxed{2} - 1 = 1$$

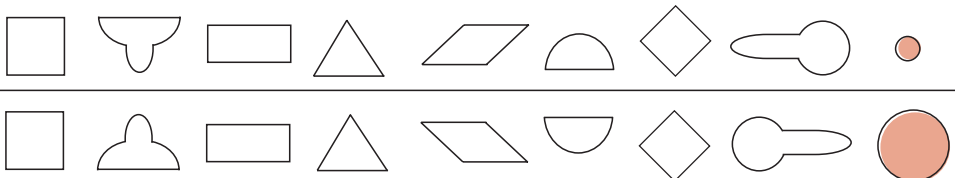
$$1 + \boxed{0} = 1$$

$$2 - \boxed{1} = 1$$

$$\boxed{1} - 0 = 1$$

**4**

Colour in any shape in the bottom row which is **different** from the one above it.



**1**

Fill in the missing numbers.

$0 = 0 + \boxed{0}$

$1 = 1 + \boxed{0}$

$1 = 0 + \boxed{1}$

$2 = 1 + \boxed{1}$

$2 = 0 + \boxed{2}$

$1 = \boxed{1} + 0$

**2**

Fill in the missing numbers.

$2 = 2 - \boxed{0}$

$1 = 1 - \boxed{0}$

$0 = \boxed{0} - 0$

$1 = \boxed{1} - 0$

$1 = 2 - \boxed{1}$

$0 = 1 - \boxed{1}$

$0 = \boxed{1} - 1$

$1 = \boxed{2} - 1$

$0 = 2 - \boxed{2}$

$0 = \boxed{2} - 2$

**3**

Fill in the missing numbers.

a)  $1 \xrightarrow{+1} \boxed{2} \xrightarrow{-1} \boxed{1} \xrightarrow{+0} \boxed{1} \xrightarrow{+1} \boxed{2} \xrightarrow{-1} \boxed{1}$

b)  $2 \xrightarrow{-1} \boxed{1} \xrightarrow{+1} \boxed{2} \xrightarrow{-0} \boxed{2} \xrightarrow{+0} \boxed{2} \xrightarrow{-1} \boxed{1}$

c)  $0 \xrightarrow{+1} \boxed{1} \xrightarrow{+1} \boxed{2} \xrightarrow{+0} \boxed{2} \xrightarrow{-1} \boxed{1} \xrightarrow{+1} \boxed{2}$

**4**

What number makes each statement true?

a)  $2 - 1 > \boxed{0}$

b)  $\boxed{2} = 1 + 1$

$0 + 1 < \boxed{2}$

E.g:  $2$  or  $\boxed{1} > 0 + 0$

$1 + 1 > \boxed{1}$  or  $0$

$0$  or  $\boxed{1} < 2 + 0$

$1 + 0 > \boxed{0}$

E.g:  $2$  or  $\boxed{1} > 1 - 1$

**1**

a) Which numbers have been covered up?

$$\begin{array}{cc} \boxed{1} + \text{hand} & \boxed{0} + 2 \\ \hline & \hline \text{hand} = \boxed{1} & \text{hand} = \boxed{0} \end{array}$$

b) Write down the equation for each balance with a hand.

$$1 + 1 = 2$$

$$1 + 0 = 1$$

**2**

Compare the numbers. Write the correct signs in the boxes: &lt;, &gt;, =

a) 1 < 2	b) 1 + 1 = 2	c) 2 - 1 < 2
2 > 0	1 + 0 < 2	2 - 2 < 1
0 < 1	1 + 1 > 1	2 - 1 = 1

**3**Fill in the missing numbers. Show what the **lower** arrows mean.

a) $1 \xleftarrow{+1} \boxed{2} \xrightarrow{-1}$	b) $2 \xleftarrow{-1} \boxed{1} \xrightarrow{+1}$	c) $2 \xleftarrow{-2} \boxed{0} \xrightarrow{+2}$	d) $0 \xleftarrow{+2} \boxed{2} \xrightarrow{-2}$
---	---	---	---

**4**

Which number has been covered up?

$0 + 2 = \text{hand}$	$2 - \text{hand} = 1$	$1 + 1 = \text{hand}$	$\text{hand} - 1 = 1$
$\text{hand} = \boxed{2}$	$\text{hand} = \boxed{1}$	$\text{hand} = \boxed{2}$	$\text{hand} = \boxed{2}$

**5**

Which number makes each statement true?

a) $2 + 0 = \boxed{0} + 2$	b) $0 + 1 = \boxed{2} - 1$
----------------------------	----------------------------

**1**

Write the missing numbers in the boxes.

$$1 \xrightarrow{+ \boxed{1}} 2 \xrightarrow{+ 0} \boxed{2} \xrightarrow{- \boxed{2}} 0 \xrightarrow{- 0} \boxed{0} \xrightarrow{+ \boxed{1}} 1 \xrightarrow{- 0} \boxed{1}$$

**2**

Write the correct sign in each box.

$$2 - 1 \quad \boxed{<} \quad 1 + 1$$

$$2 - 2 \quad \boxed{=} \quad 1 - 1$$

$$0 + 2 \quad \boxed{=} \quad 1 + 1$$

$$2 - 0 \quad \boxed{>} \quad 1 + 0$$

**3**

Write the correct number in each box.

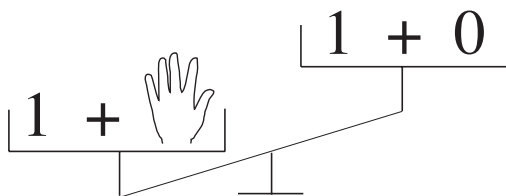
$$\text{a) } 1 + 1 < 2 + \boxed{1 \text{ or } 2} \qquad \text{b) } 0 + 1 = \boxed{2} - 1$$

$$\text{c) } 2 - 2 < 0 + \boxed{1 \text{ or } 2} \qquad \text{d) } 2 - 0 > 2 - \boxed{1 \text{ or } 2}$$

**4**

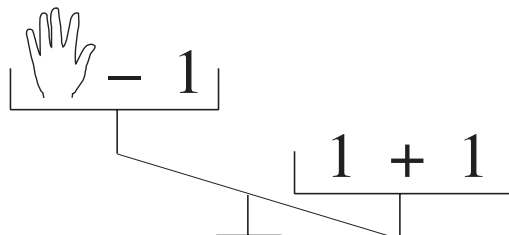
Which numbers might be covered up?

a)



$$\text{[hand icon]} = \boxed{1 \text{ or } 2}$$

b)



$$\text{[hand icon]} = \boxed{1 \text{ or } 2}$$